



THREE YEAR STRATEGIC PLAN 2018/19-2020/21

***PURSuing OUR
TRANSFORMATIVE JOURNEY***

THE THREE YEAR
STRATEGIC PLAN
2018/19 - 2020/21

Table of Contents

VISION 2030 IN MOTION	4	ADDRESSING GENDER ISSUES	74
THE THREE YEAR STRATEGIC PLAN	7	ENERGY AND PUBLIC UTILITIES	78
TOP 10 PRIORITY AREAS	8	ENVIRONMENT	84
AGRICULTURE	12	PUBLIC INFRASTRUCTURE AND EXTERNAL COMMUNICATION	90
MANUFACTURING AND SME	16	PUBLIC ORDER & SAFETY	98
TOURISM	20	GENERAL PUBLIC SERVICES	104
LABOUR AND EMPLOYMENT	24	CONSTITUTIONAL BODIES	110
FOREIGN AFFAIRS AND INTERNATIONAL TRADE	28	THREE-YEAR STRATEGIC PUBLIC INVESTMENT PLAN 2018/19 – 2020-21	116
FINANCIAL SERVICES	32		
INFORMATION AND COMMUNICATION TECHNOLOGY	36		
OCEAN ECONOMY	40		
ECONOMIC AND FINANCIAL MANAGEMENT	44		
EDUCATION	50		
HEALTH	56		
HOUSING & LANDS	60		
SOCIAL PROTECTION	64		
ARTS, CULTURE AND SPORTS	70		

VISION 2030 *in motion*

—

Another Exciting Transformative Journey

Since Mauritius gained independence in 1968 it has travelled a challenging development path – from a third world country to join the league of upper middle income nations.

The journey was as exciting as the achievements were momentous.

Vision2030isaboutanotherexcitingtransformative

journey – about sustained progress in all aspects of life – extending beyond mere economic growth and high income per capita to social, cultural, infrastructural, institutional and environmental development as well.

There are four main metrics by which we will gauge our progress on **VISION 2030**:



**The per capita
Gross National
Income as
measured by
the World
Bank**



**The Human
Development
Index (HDI)
of the United
Nations
Development
Programme**



**The headway
we make on
modernity**



**The sustainability
of our
development and
intergenerational
fairness**

The High Income Country Metric

Fifty years ago, Mauritius had a per capita income of around USD 200. It was then considered a low-income country, even branded by prevailing orthodoxy as a backward economy.

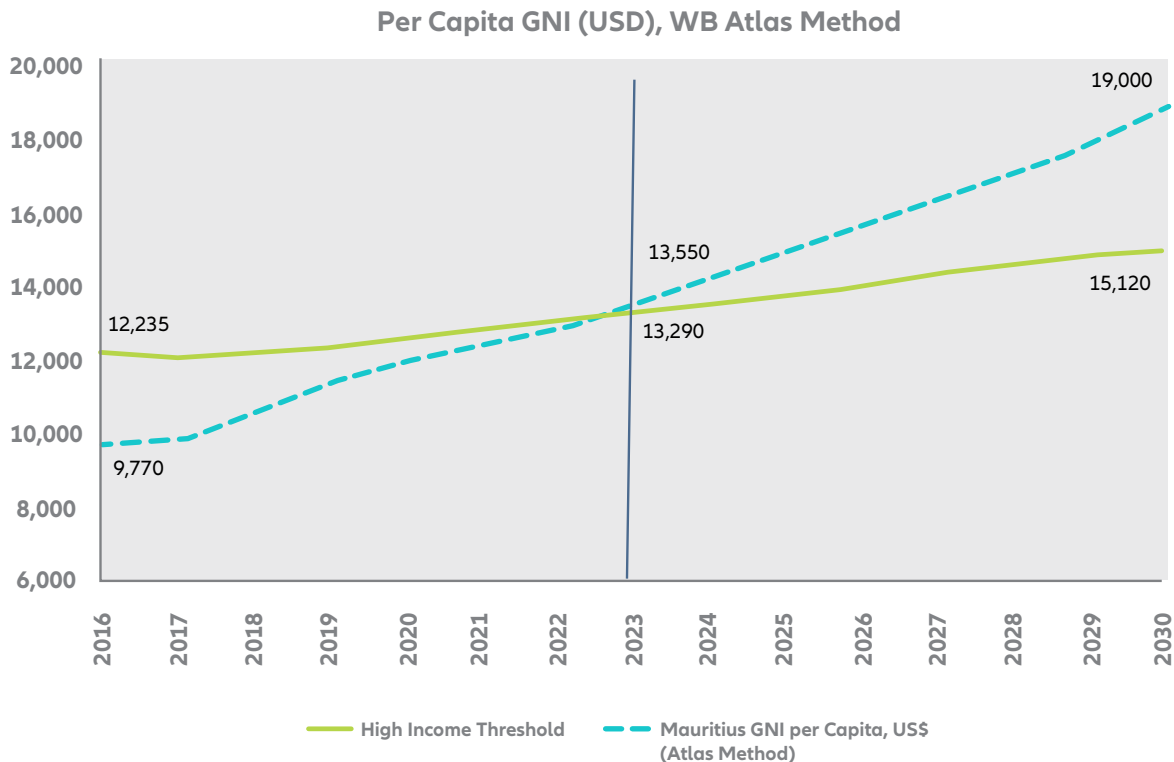
Due to successful industrialisation policies Mauritius gradually climbed the income ladder.

In 1987 the World Bank published, for the first time, an analytical classification of the world's economies based on estimates of Gross National Income (GNI) per capita. Countries were thus categorised as either low income, lower middle income, upper middle income or high income.

As of 1 July 2016, high-income economies are those with a GNI per capita of USD 12,476 or more.

Figure 1 shows that in 2016, Mauritius, based on the World Bank's measure of GNI, had a per capita income of USD 9,770 and had thus reached 80 percent of the way to becoming a high income economy compared to 27 percent in 1987.

FIGURE 1 : GNI PER CAPITA (USD) TARGETS FOR MAURITIUS COMPARED TO THE HIGH INCOME THRESHOLD



Vision 2030 is about maintaining the pace of progress so that Mauritius can join the league of high income countries by 2023 with a per capita GNI of USD 13,550 and to firmly anchor Mauritius on a rising income path to a GNI of some USD 19,000 by 2030.

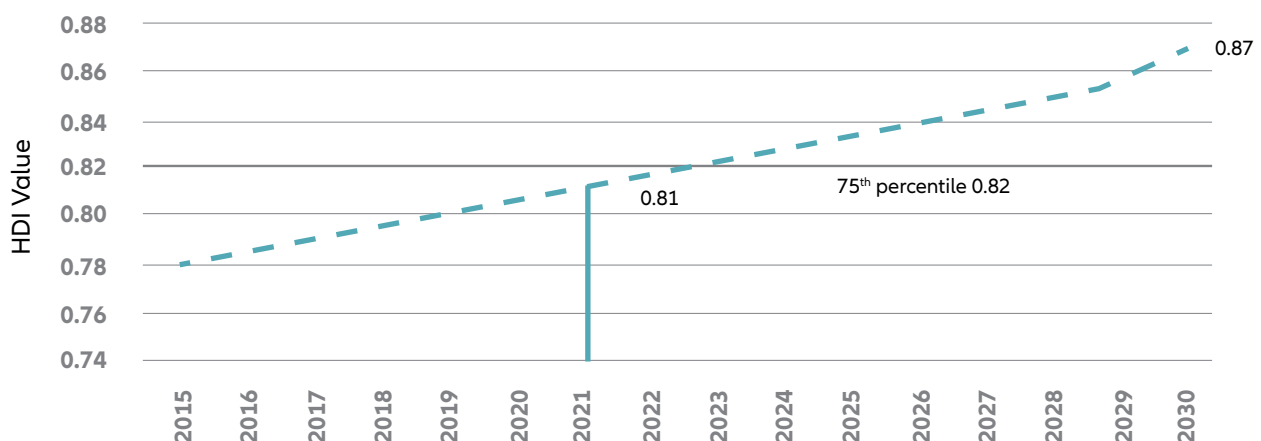
100 on the Human Development Index (HDI) of the United Nations Development Programme. It was then among the low HDI nations of the world. Currently, Mauritius has a score of 78 and ranks among the High HDI nations of the world.

The Human Development Metric

In 1980, Mauritius achieved a score of 55 out of

Our goal is to become a very high HDI country by 2021, that is, with a score of around 81 going on to reach 87 in 2030.

FIGURE 2 : HDI VALUE TARGETS FOR MAURITIUS



Source: UN Development Program (2016)

Vision in 2030 *(Cont'd)*

The Modernity Metric

A progressive development path must be paved with strong commitment to modernity in all aspects of life and in particular the physical infrastructure that determines the quality of life, the productivity level of the nation and its global competitiveness.

The Sustainable Development Metric

Sustainable development is about a commitment to meet the needs of current generations of Mauritians without compromising the right of future generations to meet theirs.

The Five Pillars of Vision 2030:



Strong Economy

- A Mauritius transformed into a High Income Country with a standard of living comparable to that of Advanced Economies
- A high-value added service economy
- A fully fledged ocean economy
- Full employment for both men and women



A fully open country

- A strong and vast network of diplomatic relations
- A thriving Africa partnership that redefines our trade and cross border economic relations
- Open air space
- An appropriate immigration policy



Coherent Social Development & Inclusive Society

- No absolute poverty
- A fairer distribution of income and wealth
- A country with modern infrastructure
- Education and appropriate training for our youths
- Providing the best health care that the country can afford
- A decent house for every family
- No gender gap in the society



A safer living environment for all and higher quality of life

- Much lower crimes
- Curtailing the scourge of drugs
- Much safer roads



Sustainable Development

- A clean and green Mauritius for future generations as well



Introduced for the first time along with other budget documents in 2017/18, the Three Year Strategic Plan is an annual rolling plan within a clear strategic framework for each Ministry.

Resources are made available annually in the budget for the implementation of the plans.

The annual budget is thus cast within a 3 year strategic framework which is itself formulated on the basis of the longer term Vision 2030.

The Three-Year Strategic Plan covers all economic and social sectors that are grouped in 21 chapters and begins by highlighting Government's Top 10 priorities.

How to read the Three-Year Strategic Plan 2018/19-2020/21

Each chapter is structured as follows:

- i. A brief statement of the mission for the sector;
- ii. Highlights of the current situation;
- iii. The Medium and Long Term Goals;
- iv. Articulation of the strategic directions and the respective enablers;
- v. A table of key actions and targets for the next three years; and
- vi. A table of key capital projects and their cost over the next three years.

The document also includes the Public Sector Investment Programme for the period 2018/19-2020/21.





TOP 10 PRIORITY AREAS



Education

Accessible and inclusive education for all

Set up the Special Education Needs (SEN) Authority to achieve inclusion of all learners irrespective of their disabilities



Gross Tertiary Enrolment Rate

47.1% in 2017
49.5% in 2020
60% in 2030



Higher education: Position Mauritius as a major regional and continental education hub



Energy

35% of our electricity needs produced from local renewable energy sources by 2030

Share of electricity produced from renewable energy

22% in 2017
28% in 2020
35% in 2030



Additional Electricity generation capacity with the installation of a Combined Cycle Gas Turbine power plant of 120 MW at Fort George

Installation of battery energy storage systems (18 MW) to enhance the reliability of electricity supply, regulate frequency and promote the integration of intermittent renewable energy



Gender Mainstreaming

No gender gap in the labour market

Global Gender Gap Index ranking

112 in 2017
109 in 2020
80 in 2030



- 30% representation of women in Parliament by 2030



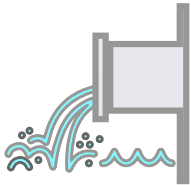
Housing and lands

All families with access to decent, safe and affordable housing

Provision of over 9,500 houses to low-income families over the next three years



Top 10 Priority Areas (Cont'd)



Land Drainage/ Flood Control

Turning flood prone
zones into flood free areas



Flood risk mapping

through Aerial 3D imagery
Digital Elevation Model to
cover whole of Mauritius &
Rodrigues by next year

Implementation of around
700 drain projects in flood
prone areas over the next
three years

Regular maintenance
and cleaning of
existing drainage
infrastructure, rivers
and canals



Law & Order

Reduce
crime rate

Reduce Crime rate from
4.8 per thousand
population in 2016
to 4.5 by 2020
and to less
than 4.0 by 2030



Safe City Project

Installation of
4,000 Intelligent
Video Surveillance
cameras
under Safe City
Project



Fight against recidivism
through comprehensive
rehabilitation programmes



Reducing Poverty & Inequality

Eradicate absolute poverty
and reduce inequality

Gini co-efficient

0.4 in 2017

0.35 in 2020

0.25 in 2030



Educational support to
some 17,000 students
from vulnerable
groups every year



Number of families under SRM

10,000 in 2017

8,000 in 2020

2,000 in 2030





Road Safety

Reduce road accidents

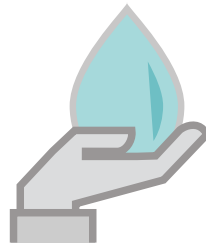


375 km of roads made safe over the next 3 years through installation of road safety devices

Installation of 300 Intelligent Traffic Surveillance Cameras on 75 sites under Safe City Project



Increase in targeted crack-down operations against road traffic offences



Water

Round the clock water supply

Additional water resources

30Mm³ in 2020
115Mm³ in 2030



Replacement of 300 km of old pipes over the next three years

Water losses (non-revenue water)

55% in 2017
50% in 2020
37% by 2030



Expand water tank scheme to reach out to 30,000 additional households over the next three years



Youth Employment

Improving youth employability

Unemployment rate

7.1% in 2017
6% in 2020
4-5% by 2030



Facilitate placement opportunities for registered jobseekers



- Youth Employment Programme,
- Dual Training Programme
- National Skills Development Programme, and
- Trainee Engineer Scheme

Agriculture

The background image shows a scenic view of a lush green landscape. In the foreground, there is a field of tall green grass. Behind it, a large, modern, white building with multiple windows and a flat roof is visible. To the right of the building, there is a tall, red and white communication tower. In the background, a large, green mountain rises against a blue sky with some clouds. The overall scene suggests a modern agricultural or research facility in a natural setting.

Mission Statement

To achieve the four-fold objective of increasing productivity of agricultural land, export revenue, local production of healthy foods by environmentally sustainable practices, and enhancing eco-tourism through preservation of the country's unique biodiversity

Current Situation

Despite a contribution to GDP of 3.1 percent in 2017, agriculture remains an important activity for securing livelihoods in the rural areas. The agricultural sector, including fisheries, accounted for around 40 percent of export earnings.

Mauritius imports most of its staples such as rice, wheat, edible oils, meats and dairy products. It is estimated that only 23 percent of local food consumption requirements are met by the agricultural food sector.

Table 1 gives a snapshot of the sector in terms of land utilization and industry participation in 2017.

Table 1: Land utilisation and Industry participation in 2017

Land Usage	
Sub-sector	Area (hectares)
Sugarcane	50,000
Food Crops	7,800
Tea	620
Industry participation	
Sub-sector	Number of Farmers
Sugarcane	
Small Farmers	12,500
Corporate Farmers	33
Food Crops	8,000
Tea	1,300
Livestock	4,500

Main recent developments:


- Around 500 hectares of abandoned fields brought under cultivation by June 2018.
- A Sheltered Farming Park of 20,000m² for young entrepreneurs has been set up at Plaine Magnien.
- A fifth bee reserve zone has been set up at La Marie and over 300 beekeepers have received training.
- 34 new crop varieties have been recommended for commercial cultivation.
- 30 hectares of forest lands have been re-afforested.

Medium and Long Term Goals

- Boost import-substituting production.
- Increase agricultural exports and production of high-value crops.
- Improve national food security level.
- Build resilience of the sugar cane industry to fluctuating sugar prices.
- Preserve the 47,000 ha of forests and natural parks and unique biodiversity.

After allowing for climatic and market risks as well as eco-friendly production methods, a 4 percent annual increase in gross value addition from agriculture is targeted for the next decade.

FIGURE 3 : GROSS VALUE ADDED IN AGRICULTURE, FORESTRY AND FISHING (RS BILLION)



Agriculture (Cont'd)

Strategic Directions and Enablers

The sector is faced with several challenges namely:

- (i) fluctuations in sugar prices;
- (ii) climate change, pests and diseases;
- (iii) abandonment of cultivation and slow adoption of new technologies and standards; and
- (iv) exposure of forests and natural parks' biodiversity to invasion by undesirable species.

The following strategies are being implemented:

STRATEGIC DIRECTIONS	ENABLERS
Increase production of high value crops and commodities	<ul style="list-style-type: none">• Expand climate resilient agriculture, with a focus on high-value products, bio-farming and sheltered farming.• Modern eco-friendly farming practices will help increase production of healthy foods. These include:<ul style="list-style-type: none">◦ better performing varieties;◦ hydroponics and sheltered farming;◦ sustainable production practices (organic/ biofarming, smart agriculture with less chemicals);◦ ICT for efficient use of resources; and◦ supply chain management to reduce food loss and food wastage.• Set up entrepreneurship programmes, such as the Young Graduate Entrepreneurship Scheme, that focus on innovation and production systems based on the cluster farming model.• Accelerate the pace of adoption of sheltered farming systems.• Develop additional dedicated bee reserve zones and provide specialised training for potential bee keepers.
Promote sustainability of sugarcane industry	<ul style="list-style-type: none">• Increase revenue from premium and certified sugars (through appropriate marketing strategies), bagasse-based and biomass-based energy and other co-products, to reduce over-dependence on sugar sold in EU markets.• Diversify market destinations for sugar exports.• Implement a medium term strategy to further reduce costs.
Smarter agricultural land use	<ul style="list-style-type: none">• Introduce schemes to encourage cultivation on abandoned lands.• Develop a comprehensive centralised land data bank to ensure optimal utilisation of prime agricultural lands.
Preserve biodiversity	<ul style="list-style-type: none">• Enhance forests and national parks through restoration and reforestation programmes and protect the unique flora and fauna from invasive species.• Conduct a comprehensive forest inventory and provide basic amenities in natural parks to enhance eco-tourism.
Improve quarantine activities and phytosanitary border controls	<ul style="list-style-type: none">• Steps will be taken to improve:<ul style="list-style-type: none">◦ quarantine surveillance activities and phytosanitary border controls related to import and export inspections;◦ on-field surveillance for animal diseases, crop pests and vectors; and◦ treatment standards and processes, and certification methodologies.

Key Actions and Targets

KEY ACTION	Key Performance Indicator	Actual 2017/18 (Prov)	Target 2018/19	Target 2019/20	Target 2020/21
Implementation of a diversified marketing strategy for value added sugar	Value added sugar exported (tonnes)	360,000	370,000	400,000	400,000
Bring back abandoned cane lands under cultivation	Extent of abandoned cane lands leased out (Additional ha)	500	550	600	650
Use of State Land for bio-farming activities	State Land area put under bio-farming activities (cumulative ha)	39.3	60	90	120
Boost up the tea sector through the allocation of State Land	State Land area allocated for tea plantation (cumulative ha)	100	127	169	200
Increase local honey production	Volume of honey produced in tonnes	25	27.5	30	32.5
Control of invasive alien species	Land under conservation management (ha)	575	700	800	900

Key Projects (RS MILLION)

PROJECT	Project Value	2018/19 Estimates	2019/20 Planned	2020/21 Planned
Setting up of a Multipurpose Containment Facility For Plant Protection	55	40	15	-
Construction of Farm Buildings	65	23	5	-
Rehabilitation of Nature Reserves and Parks (Native Terrestrial)	-	18	17	16
Land preparation and Agricultural Infrastructure Development Project	-	50	40	40
Construction of New Slaughter House at Wooton	250	75	90	85
Construction of a National Wholesale Market at Belle Rive	390	125	140	113
Accompanying Measures to restore Abandoned Cane Lands	-	50	50	-

Manufacturing and SME

A photograph of a large textile factory. In the foreground, there are long rows of industrial spinning machines with many spindles. The machines are green and grey. To the right, a long corridor with a colorful floor (yellow, green, and blue) leads into the distance. Several workers in white shirts and light-colored trousers are walking in the corridor. The ceiling is high with exposed pipes and lights.

Mission Statement

The Manufacturing and SME sectors will be important engines of growth, contributing significantly to employment and wealth creation

Current Situation

Manufacturing and Commerce

Manufacturing is one of the largest sectors in the Mauritian economy, accounting for 11.8 percent of GDP in 2017 and employing some 71,000 persons. The main sub-sectors are food processing, other manufacturing, textile and clothing and sugar milling.

Main recent developments

- 98 companies have benefitted from the Speed-to-Market Scheme (STMS), resulting in an increase of 9 percent in exports by air to Europe.
- 53 companies have benefitted from the Freight Rebate Scheme for exports by sea to certain ports in Africa.
- 20 companies have benefitted from the Exchange Rate Support Scheme (ERSS), which was set up in September 2017 to cushion the decline in the revenue of the manufacturing Export-Oriented Enterprises due to the sharp depreciation of the US Dollar.
- 23 manufacturing enterprises from 5 sub-sectors (textile, printing, chemical, agro-industry and seafood) have been assessed under the Industrial Waste Assessment project so as to enhance industrial waste management efficiency.
- A Price Fixing Information System (PFIS) has been set up for online submission, processing, and approval of prices of controlled products.
- A growth of 26 percent has been achieved in the volume of bunkering trade in 2017.
- The Mer Rouge Oil Storage Terminal (MOST) consisting of the construction of additional storage facilities of 25,000MT for Mogas and Gas Oil has been completed.

SMEs & Cooperatives

SMEs offer a viable solution to unemployment, with their development offering significant opportunities for direct and indirect job creation. The SME sector accounted for around 55 percent of total employment creation in Mauritius in 2016.

Main recent developments

- Proclamation of SME Act 2017 leading to the creation of SME Mauritius Ltd and a Registrar for SMEs for an improved service delivery and staunch support to our SMEs.
- The following schemes were launched by SME Mauritius Ltd for the enhancement of our SMEs:
 - (i) Technology and Skills Transfer – Inclusive Business;
 - (ii) Access to Market – Barcode Registration;
 - (iii) Green Energy Promotion – Solar Photovoltaic Rebate Scheme;
 - (iv) Mentoring and Hand-Holding Programme; and
 - (v) Communication and Visibility – Online Presence.
- Cooperatives e-Registration System is operational since December 2017.
- 2,600 Cooperators were trained by the National Cooperatives College.


Medium and Long Term Goals

FIGURE 4: ANNUAL GROWTH RATE IN MANUFACTURING SECTOR



An annual growth rate of at least 3 percent in the manufacturing sector over the next three years

FIGURE 5: CONTRIBUTION OF SME TO TOTAL EMPLOYMENT



The contribution of the SME sector to total employment to increase from 55 percent in 2016 to 58 percent in 2020 and 66 percent in 2030.

Manufacturing and SME *(Cont'd)*

Strategic Directions and Enablers

The main challenges facing the Manufacturing and SME sectors are:

- (i) shortage of applied technologies for the evolution of enterprises;
- (ii) limited innovative and quality products and services emanating from enterprises;
- (iii) lack of market intelligence and visibility on potential markets; and
- (iv) lack of technical competency to service strategic emerging sectors.

The following strategies are being implemented:

STRATEGIC DIRECTIONS	ENABLERS
Broaden the manufacturing base	<ul style="list-style-type: none">Develop high-end, precision driven and technology-enabled industries.
Enhance competitiveness of manufacturing enterprises	<ul style="list-style-type: none">Invest in new equipment and technology, improve their export preparedness, and enhance their marketing and promotion campaigns.
Promote low-carbon economy for industries	<ul style="list-style-type: none">Facilitate greening of industries.Enhance industrial waste management efficiency.
Position Mauritius as a competitive producer of fashionable products	<ul style="list-style-type: none">Enhance capacity development in creativity and design.
Position Mauritius as a petroleum and bunkering hub	<ul style="list-style-type: none">Set up an oil terminal and jetty.
Ensure better consumer protection	<ul style="list-style-type: none">Prepare new legislation for customer protection.
Promote SME exports	<ul style="list-style-type: none">Penetrate niche markets through higher quality exports.Increase competitiveness through brand identity.
Foster high growth potential SMEs	<ul style="list-style-type: none">Nurture innovative start-ups through business incubators and knowledge-based activities.
Promote the cooperative model of doing business	<ul style="list-style-type: none">Reinforce the governance structure of cooperative societies.

Key Actions and Targets

KEY ACTION	Key Performance Indicator	Actual 2017/18 (Prov.)	Target 2018/19	Target 2019/20	Target 2020/21
<i>Industry and Commerce</i>					
Boosting domestic exports	Percentage increase in value of domestic exports excluding sugar	1.4	2	2	4.5
	Volume of domestic exports to African Countries (tonnes)	97,276 (2017)	136,000	176,000	212,160
Development of new standards and accreditation of conformity assessment bodies	Number of new standards developed	44	45	50	50
	Number of laboratories, Certification Bodies and Inspection Bodies accredited to international standards	2	10	5	5
Development of bunker trade	Volume of sales (Metric Tonnes)	500,000	600,000	700,000	800,000
<i>SMEs and Cooperatives</i>					
Building export capabilities for SMEs	Number of SMEs successfully entering the export market	8	15	20	25
Assisting SMEs to professionalize their services and operations through Business Diagnosis Scheme	Number of SMEs assisted	40	125	145	175
Assisting SMEs in technology upgrading	Number of SMEs assisted under LEMS	9	80	90	100
Operation of the National Cooperative College	Number of co-operators trained	2,600	4,700	4,700	4,700

Tourism



Mission Statement

**To become a leading and sustainable
island destination**

Current Situation

The tourism sector accounted for 7.1 percent of GDP, 10 percent of total employment and 8.4 percent of investment in 2017. Europe remained our main source market, with 58 percent of total

tourist arrivals in 2017, compared to 66 percent in 2007. Over the same period, the share of tourist arrivals from Asia increased to 16 percent from 8 percent.

FIGURE 6: TOURIST ARRIVALS IN YEAR 2007 AND 2017 BY CONTINENT

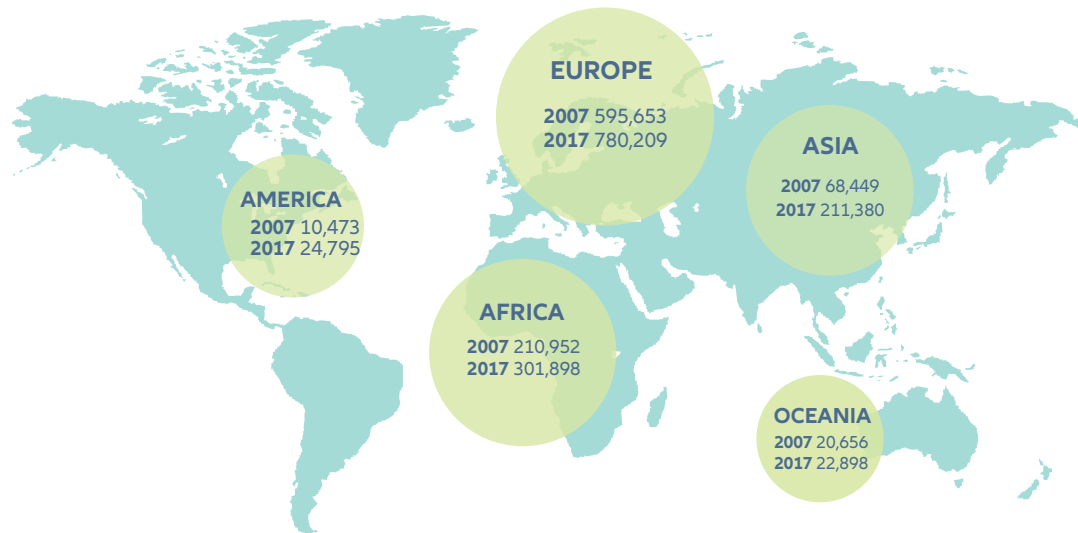
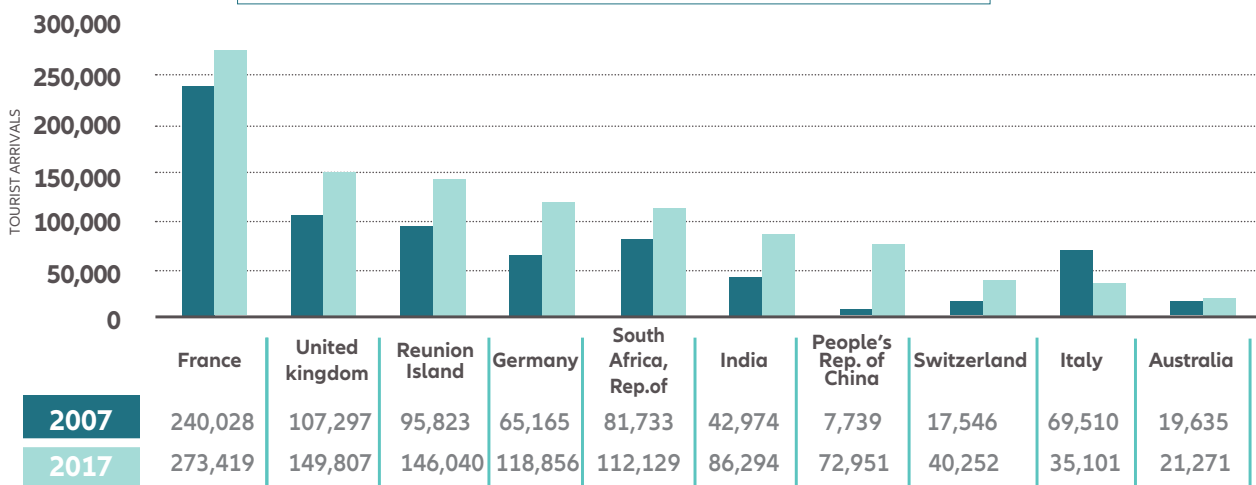


FIGURE 7: TOP 10 MARKETS



Main recent developments


- Tourist arrivals have increased by 5.2 percent in the past year to reach 1,341,860 in 2017.
- Tourism earnings grew by 7.9 percent to reach Rs 60.3 billion in 2017.
- The low season strategy boosted tourist arrivals in the off peak months by 5 percent.
- Airlift capacity increased by 2.5 percent following the arrival of Saudi Airlines, KLM Royal Dutch Airlines and additional flights by British Airways.
- International accolades/awards won in the years 2017/2018 include:
 - Selling Travel – Best Beach Destination;
 - Lonely Planet – Top 10 Travel Destination 2018;
 - Travel Bulletin – Star Luxury Holiday Destination; and
 - “Meilleur Office du Tourisme Etranger” by Travel d’Or Paris.
- Two cruise liners namely AIDA and Boudicca are using Port Louis as home porting and more cruise rotations from Costa Crociere.
- New guidelines were introduced for tour operators, restaurant and kite surfing.

Tourism (Cont'd)

FIGURE 8: TOURIST ARRIVALS AND TOURISM EARNINGS

Medium and Long Term Goals

- **Enhance the visibility of Mauritius** as an up-market tourist destination in traditional, emerging and new markets.
- Growth momentum in both tourist arrivals and earnings will be pursued with an annual average **increase of at least 5 percent**.



	Tourist arrivals (million)	Tourism earnings (Rs billion)
2018	1.4	63
2020	1.6	72
2030	2.5	117

Strategic Directions and Enablers

The tourism sector operates in a fast changing world characterised by uncertainty and fierce competition. Fundamental changes in the global tourism environment, such as emergence of low cost destinations, rising air fare and changing pattern of travel, can adversely impact the industry.

The sector therefore remains vulnerable to external shocks and faces numerous challenges, such as (i) intense competition from similar island destinations, (ii) shortage of skilled labour to maintain excellence in service delivery and (iii) airlift constraints in China impeding tourist arrivals from this market.

The following strategies are being implemented :

STRATEGIC DIRECTIONS	ENABLERS
Reduce dependence on Europe	<ul style="list-style-type: none"> • Accelerate the market diversification strategy, with greater penetration in ASEAN (Association of South East Asian Nations) markets as well as Africa, Gulf and Nordic countries.
Improve competitiveness of destination	<ul style="list-style-type: none"> • Broaden the tourism product portfolio, to improve attractiveness vis-a-vis competing island destinations like Maldives, Seychelles and Sri Lanka. • Extend the tourism experience to include wildlife, vibrant heritage, unique local assets, local cuisine, adventure sports, and other cultural and sports events. • Promote Mauritius as a festive and vibrant destination in the Indian Ocean.
Promote a green tourism industry	<ul style="list-style-type: none"> • Encourage tourist operators to embrace new technologies and sustainable practices such as energy-saving technology, renewable energy and rain-water harvesting to reduce the impact of their activities on the environment.
Sustain excellence in service delivery	<ul style="list-style-type: none"> • Strengthen capacity building to address shortage of skilled labour and ensure continuous upgrading of skills in the sector. • The polytechnic on tourism and hospitality will be operational in 2018.
Enhance the safety and security of tourists	<ul style="list-style-type: none"> • Reinforce monitoring to ensure nautical activities are conducted safely and tourist enterprises invest in cutting edge technologies to step up safety and security within their premises.

Key Actions and Targets

KEY ACTION	Key Performance Indicator	Actual 2017/18 (Prov.)	Target 2018/19	Target 2019/20	Target 2020/21
Maintain Mauritius as a prime holiday and up-market destination	Tourist arrivals (million)	1.38	1.44	1.52	1.60
Sustain the visibility of the destination	Number of Fairs/ Workshops/ Roadshows	32	40	40	40
	Number of online campaigns	25	32	35	36
Improve and diversify tourism product	Number of tourism signage panels maintained and upgraded	60	50	50	25
Facilitate orderly and sustainable conduct of nautical activities	Number of skippers trained	500	600	600	500

Key Projects (RS MILLION)

PROJECT	Project Value	2018/19 Estimates	2019/20 Planned	2020/21 Planned
Upgrading of Touristic and Leisure Infrastructure (Upgrading of La Citadelle)	39	7	5	5
Zoning of Lagoons - Placement of buoys	-	7	5	5

Labour and Employment

Mission Statement

To promote decent work, facilitate access to gainful employment and support employers and workers in creating a safe, conflict-free and productive workforce

Current Situation

The unemployment rate has decreased from 7.3 percent in 2016 to 7.1 percent in 2017.

Female unemployment rate decreased from 11.2 percent to 10.7 percent, while male unemployment rate remained the same at 4.8 percent. Over the same period, the youth unemployment rate went up from 23.9 percent to 24.9 percent.

The labour market is characterised by skills mismatch and scarcity of manual workers, with the consequence that the private sector is resorting to foreign labour in certain economic sectors, particularly agriculture, manufacturing and construction.

Main recent developments

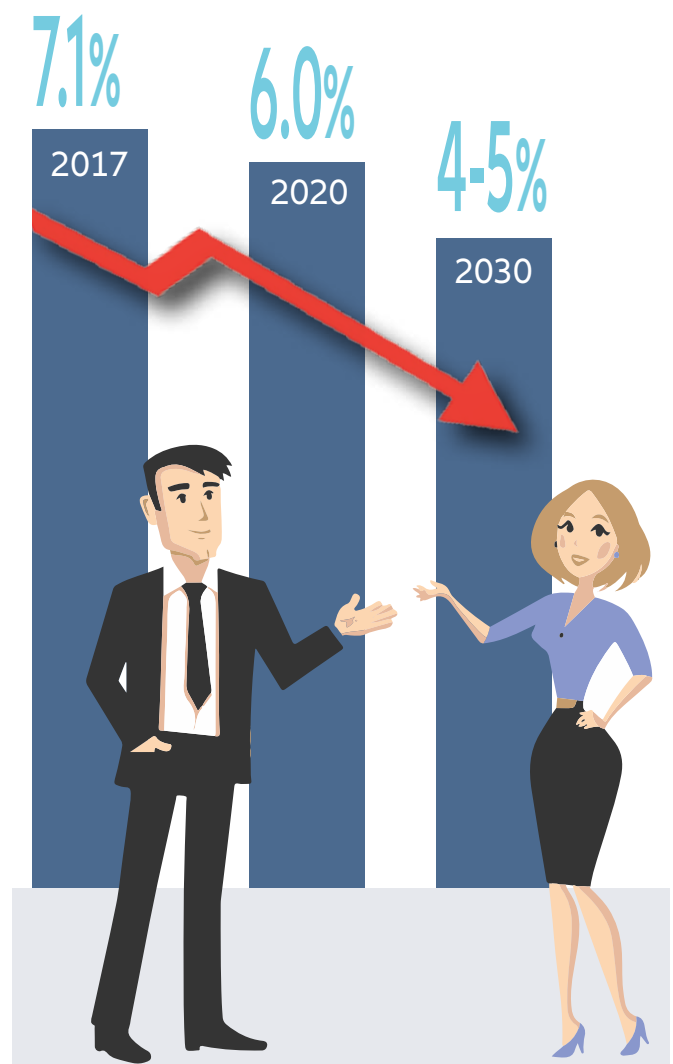
- Number of trainees placed:
 - 2,178 under the Youth Employment Programme (YEP) in the private sector;
 - 795 under the YEP in the public sector;
 - 197 under the Women Back to Work Programme;
 - 67 under the Dual Training Programme; and
 - 298 under the Trainee Engineer Scheme (TES) including 218 in the public sector.
- The National Minimum Wage Regulation 2017, effective since January 2018, is providing for payment of a national minimum wage to some 120,000 workers.
- Employment Information Centres (EICs) at Port Louis, Quartier Militaire, Rivière du Rempart and Rivière des Anguilles have been restructured along the Pôle Emploi model.
- The National Employment Act has been passed in the National Assembly in October 2017.
- Rs 70 million have been recovered on behalf of workers, following complaints registered and settled at labour offices. An additional amount of Rs 27 million was recovered, following the referral of 662 cases to the Industrial Court for termination of employment, amongst others.

- 3,404 inspections were conducted to ensure compliance with occupational safety and health norms and 123 complaints investigated.
- Out of 101 complaints lodged at the Registrar of Associations, 95 were cleared.

Medium and Long Term Goals

- Industrial peace and harmony at all times.
- Decent and safe work environment.
- A globally competitive workforce.
- An unemployment rate of 6 percent by 2020 and 4-5 percent by 2030.
- No gender gap in the labour market.

FIGURE 9: UNEMPLOYMENT RATE TARGETS



Labour & Employment *(Cont'd)*

Strategic Directions and Enablers

STRATEGIC DIRECTIONS	ENABLERS
Promote new employment opportunities across all sectors and improve working conditions	<ul style="list-style-type: none">• Implement the Decent Work Country Programme-2nd generation.
Ensure availability of labour in scarcity areas	<ul style="list-style-type: none">• Streamline procedures for timely issue of work permits.
Combat labour trafficking	<ul style="list-style-type: none">• Review the legislative framework.
Improve compliance to national occupational safety and health standards	<ul style="list-style-type: none">• Strengthen the Occupational Safety and Health Management System in enterprises and provide training to employees, employers and other relevant stakeholders.
Develop a timely and comprehensive database for manpower planning to support labour market policies	<ul style="list-style-type: none">• Set up the National Employment Dashboard to provide a National HR Inventory including real-time information on citizens aged 18 and above.
Further strengthen the existing training and placement schemes	<ul style="list-style-type: none">• Youth Employment Programme• Dual Training Programme• Women Back to Work Programme• Trainee Engineer Scheme
Expand employment opportunities abroad for Mauritians	<ul style="list-style-type: none">• Conclude mutual agreements with various countries, including Canada and a number of European and African countries.


Key Actions and Targets

KEY ACTION	Key Performance Indicator	Actual 2017/18 (Prov.)	Target 2018/19	Target 2019/20	Target 2020/21
Restructure the employment service with the setting up of a National Employment Department	Number of EICs restructured	4	5	-	-
	New EICs set up	-	2	3	-
Facilitate placement opportunities for registered jobseekers	Number of persons placed under different training programmes	6,553	8,000	8,500	9,000
Flexing of work permit policies in respect of foreign workers for the agricultural sector	Number of foreign agricultural workers employed	-	1,000	1,500	2,000
Enforcement of Labour legislation to address relevant grievances	Percentage of registered complaints settled	65	70	72	74
Compliance with the National Minimum Wage Regulation	Percentage of firms implementing the national minimum wage	80	90	95	95
Registration of Associations and Trade Unions	Average time taken to process an application for registration (weeks)	-	5	4.5	4

Foreign Affairs & International Trade

Mission Statement

To develop and implement foreign policy with a view to safeguarding and promoting the strategic interests of Mauritius and upholding national sovereignty and territorial integrity



Current Situation

Mauritius has successfully initiated bilateral negotiations with India and China, on the Comprehensive Economic Cooperation Partnership Agreement (CECPA) and on the Mauritius-China Free Trade Agreement (FTA), respectively.

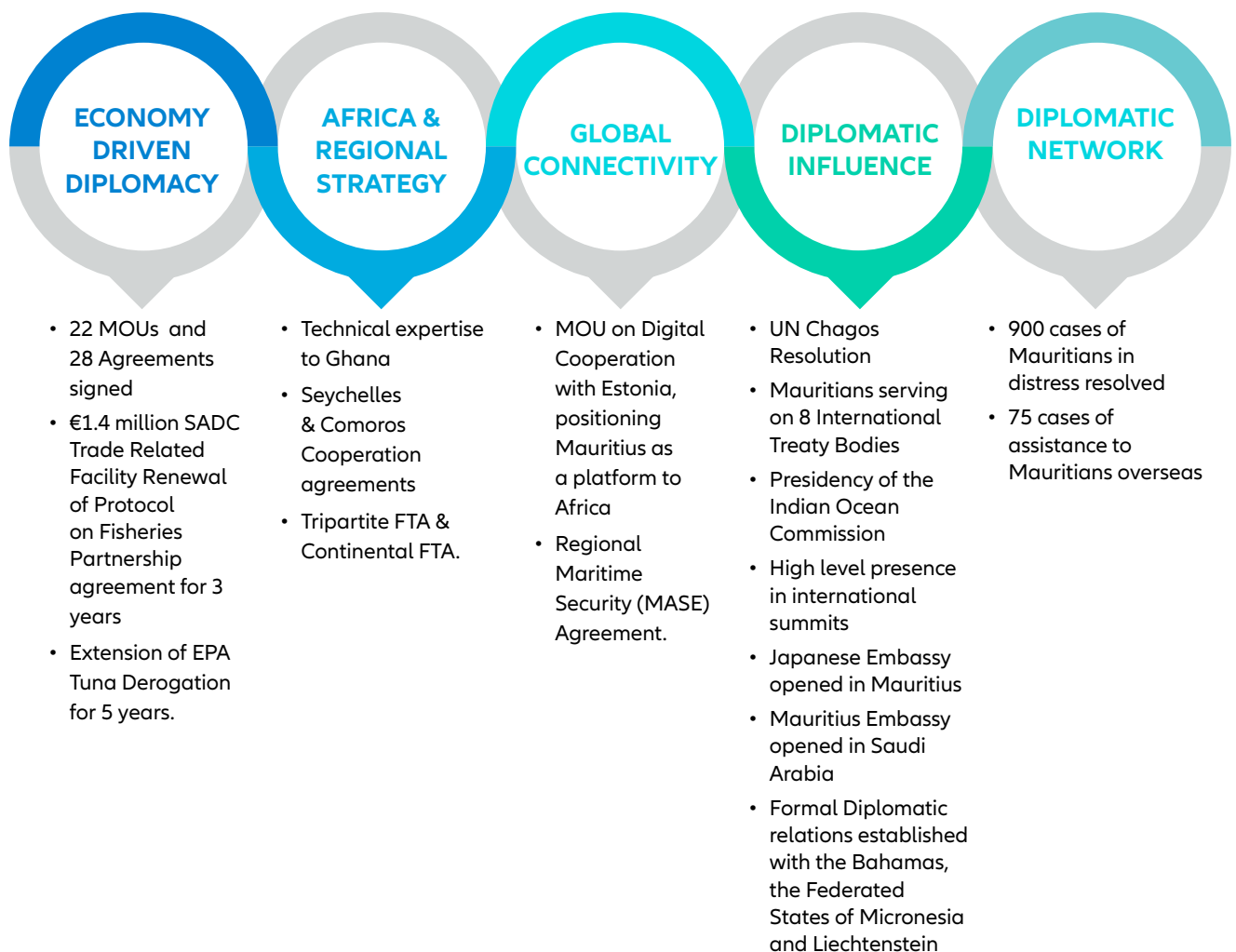
Mauritius and the EU have renewed the Protocol on Fisheries Partnership Agreement for a further 3-year period for the development of the fisheries sector and the ocean economy. Moreover, a sum of Euro 3 million has been received from the EU to support implementation of the Interim Economic Partnership Agreement (IEPA), in addition to technical assistance support amounting to some Euro 1 million.

Relations within the African continent have been strengthened through the signature of the Tripartite FTA and the African Continental FTA, the completion of the first phase in the Special Economic Zone in Senegal and the necessary clearance for the establishment of the Special Economic Zone in Ghana.

In addition, Mauritius has tapped funds to the tune of Euro 1.4 million from SADC to streamline processes and procedures across member states for the removal of non-tariff barriers to trade.

The following chart summarizes the main recent developments:

FIGURE 10: MAIN RECENT DEVELOPMENTS



Foreign Affairs & International Trade (Cont'd)

Medium and Long Term Goals

- Expand the diplomatic relations of Mauritius with a view to promoting its interests.



- Consolidate existing economic and trade partnerships as well as establish new ones with the aim of expanding market access for exports and facilitating investment flows.



- An average annual increase in exports of goods and services of at least 3 percent

Strategic Directions and Enablers

There are a number of challenges including:

- (i) political uncertainty due to internal and interstate conflicts;
- (ii) protracted bilateral and multilateral negotiations arising from deadlocks on certain issues and;
- (iii) infrastructure and institutional inadequacies to respond in a timely manner to events such as Brexit.

The following strategies are being implemented :

STRATEGIC DIRECTIONS	ENABLERS
Strengthen regional and bilateral relations	<ul style="list-style-type: none">• Joint Commissions and political dialogues with individual countries to, <i>inter alia</i>, expand trade and investment and promote capacity building and peer-to-peer learning.• Active participation in regional fora.
Consolidate our Africa Strategy	<ul style="list-style-type: none">• Position Mauritius as an important economic gateway and headquartering base for investors into Africa in terms of trade and investment.• Create Special Economic Zones in Africa.
Expand the economic space, including access to niche markets	<ul style="list-style-type: none">• Finalise the CEEPA with India and the Mauritius-China FTA.• Conclude specific Memorandum of Understanding for exchange of knowledge and expertise.

Key Actions and Targets

KEY ACTION	Key Performance Indicator	Actual 2017/18 (Prov)	Target 2018/19	Target 2019/20	Target 2020/21
Creating opportunities for export of goods and services and promotion of investment	Number of trade links established for Mauritian enterprises leading to a rise in exports of goods and services	10	150	200	250
	Number of contacts established on investment opportunities and forwarded to Economic Development Board	30	150	200	250
Securing economic opportunities through the implementation of various diplomatic strategies	Number of agreements with various countries under negotiation	56	25	30	35
	Number of activities agreed during Joint Commissions	29	50	50	50
Preparation of regional projects for funding	Number of regional projects submitted to Regional Economic Communities	1	6	7	8
Deepening of partnership between India and Mauritius in trade in goods, and services and economic cooperation	Expected Finalisation of Comprehensive Economic Cooperation and Partnership Agreement (CECPA) with India	-	June 2019	-	-
Pursuing negotiations for the development of a Free Trade Agreement (FTA) with China	Expected finalization of an FTA with China	-	June 2019	-	-

Key Projects (RS MILLION)

PROJECT	Project Value	2018/19 Estimates	2019/20 Planned	2020/21 Planned
Construction of Chancery and staff residence – Addis Ababa	151	60	7	-
Construction of Home Based staff Residence – High Commissioner's Residence in New Delhi	26	8	17	1

Financial Services



Mission Statement

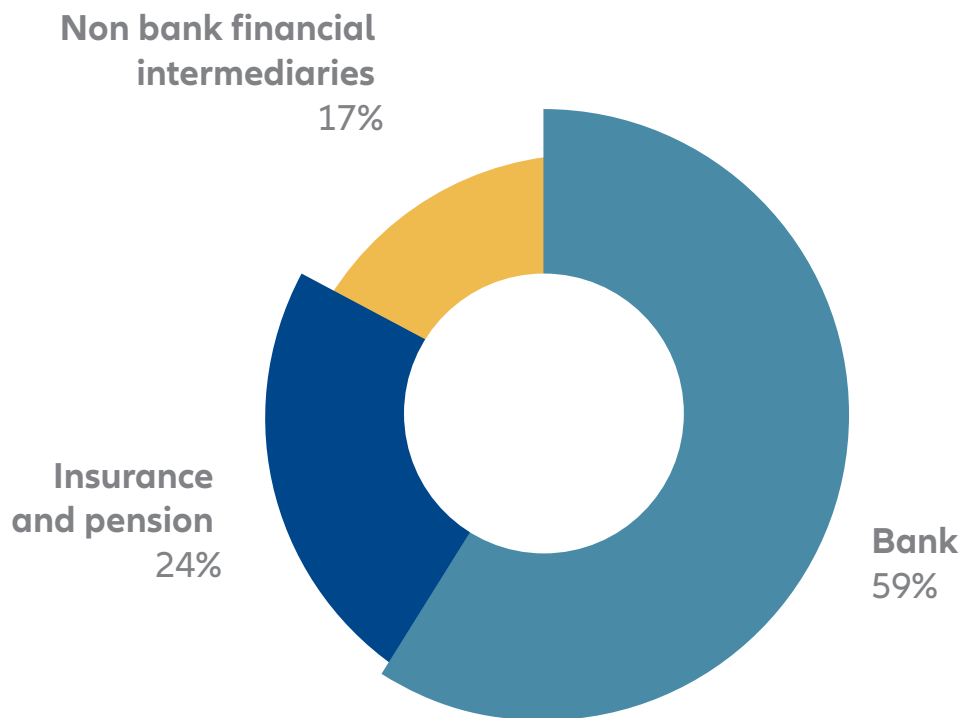
To maintain Mauritius as an International Financial
Centre of repute

Current Situation

Mauritius subscribes to the adoption of international best practices and transparency in disclosure requirements which gives credence to its reputation as an international financial centre.

The Financial and Insurance Activities sector contributed to 10.5 percent of GDP in 2017. The sector expanded by 5.5 percent in 2017 and is expected to grow at the same rate in 2018.

FIGURE 11: ACTIVITIES IN THE FINANCIAL SERVICES SECTOR



Main recent developments

- In line with the FSC's mandate under the Financial Services Act 2007, a new requirement has been put in place to collect, compile, publish and disseminate statistics in respect of financial services through the Online Data Capture System (ODCS).
- The submission of audited financial statements and statutory returns using a prescribed reporting template through the ODCS has been done in a phased approach.
- The FSC Code on the Prevention of Money Laundering & Terrorist Financing has been updated.

Medium and Long Term Goals

FIGURE 12: GROWTH RATE AND GROSS VALUE ADDED TARGETS



An annual growth rate of 5.5 percent will be maintained in the financial services sector.



Gross Value Added for financial services (Rs billion)

2018	53
2020	59
2030	101

Financial Services *(Cont'd)*

Strategic Directions and Enablers

STRATEGIC DIRECTIONS	ENABLERS
Strengthen the good repute of our financial services sector	<ul style="list-style-type: none">Promote international cooperation and mutual recognition by other jurisdictions, while ensuring compliance with international norms and standards.
Move towards a digital and cashless economy	<ul style="list-style-type: none">Set up a National Payment System to simplify the current card payment system.Promote FinTech and Blockchain technology to provide a platform for the trading of digital assets.
Reinforce the global business sector	<ul style="list-style-type: none">Align the framework for the global business sector with best international practices.
Combat money laundering and the financing of terrorism	<ul style="list-style-type: none">Strengthen the Anti-Money Laundering/Combating the Financing of Terrorism (AML/CFT) framework.Streamline minimum KYC standards for banks and non-bank financial institutions.
Position Mauritius as a financial hub	<ul style="list-style-type: none">Set up an international platform for debt structuring and listing.

Key Actions and Targets

KEY ACTION	Key Performance Indicator	Actual 2017/18 (Prov.)	Target 2018/19	Target 2019/20	Target 2020/21
Setting up of a National Payment System	National Payment System Bill introduced in Assembly	-	Dec 2018	-	-
Introduction of a regulatory framework for FinTech firms	Regulatory framework for FinTech firms in place	-	Jun 2019	-	-

Information and Communication Technology

Mission Statement

**To become a highly inter-connected society
with access to the knowledge required for
an innovation-driven culture**

Current Situation

The ICT sector contributed to around 5 percent of GDP and employed some 23,000 people in 2017. According to international rankings in 2017/2018, Mauritius is among the top African countries in terms of several ICT performance indicators. ICT policy is geared towards bolstering growth, value addition and innovation through various schemes and projects.

Main recent developments

- The Data Protection Act (2017) was proclaimed on 15 January 2018 to strengthen the control and autonomy of individuals over their personal data in line with international standards.
- The InfoHighway has been ranked among the top five most voted in the 'category 7 e-Government' by the International Telecommunication Union (ITU) at the World Summit on the Information Society (WSIS) Prizes 2018 ceremony in Geneva.
- Administrative formalities have been further simplified for citizens with the number of e-services increasing to some 140.
- In addition, 3 mobile apps, namely Smart Police, Smart Traffic and Consumer Protection, were launched in March 2018 to facilitate Government to Citizens interaction.
- More than 270 data-sharing e-services implemented on the InfoHighway for exchange of data among Government agencies.
- 1,200 students (aged between 11 to 25 years) and 40 trainers initiated to Robotics.
- 1,100 students initiated to coding under the Digital Youth Engagement Programme (DYEP).
- The Mauritian Cybercrime Online Reporting System has been established.
- The National Open Data Portal has been set up with an initial 100 open datasets published.

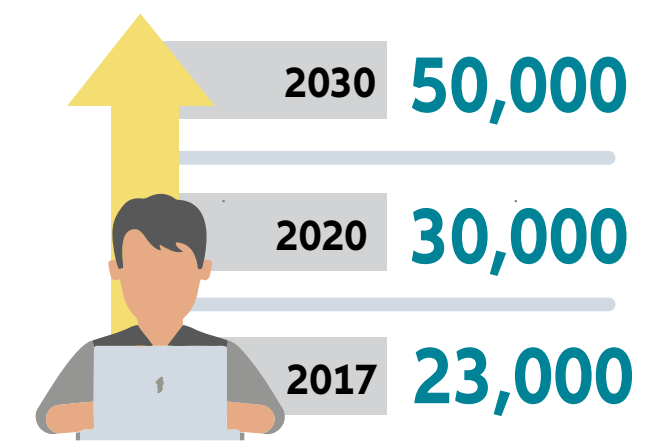
FIGURE 13: ICT PERFORMANCE INDICATORS

	2017/2018	2017	2017
	Overall Global Competitiveness Index Rank	Global Cyber Security Index Rank	ICT Development Index Rank
Mauritius	45	6	72
Singapore	3	1	18
South Africa	61	58	92
Botswana	63	69	105
Top African Country	Mauritius 1 st	Mauritius 1 st	Mauritius 1 st

Medium and Long Term Goals

- Adequate broadband capacity, resilience, redundancy and route diversity of national and international connectivity.
- Higher competitiveness through affordable and accessible broadband internet.
- A high level of digital literacy.
- An innovation-driven society and economy.
- A safe and secure national cyber space.
- By 2030, the ICT sector will contribute substantially to the economic growth of Mauritius and employ around 50,000 people.

FIGURE 14: EMPLOYMENT TARGETS IN THE ICT SECTOR



Source: Economic Development Board

Information and Communication Technology *(Cont'd)*

Strategic Directions and Enablers

STRATEGIC DIRECTIONS	ENABLERS
Increase in availability of international bandwidth in Mauritius and Rodrigues	<ul style="list-style-type: none"> Two additional submarine cables will be operational.
Promote technological convergence	<ul style="list-style-type: none"> Set up a new merged entity regulating ICT and broadcasting to create an enabling regulatory framework.
Strengthen cybersecurity	<ul style="list-style-type: none"> Set up an Anti-Cyber Threat Monitoring System to facilitate the reporting of incidents and counter illegal online activities.
Promote a supportive environment for start-ups as well as businesses in terms of data availability	<ul style="list-style-type: none"> Government will release additional open datasets (including geo-spatial datasets) and open Application Program Interfaces (APIs).
Secure electronic transactions and increased e-commerce	<ul style="list-style-type: none"> Set up a Certification Authority for issuance of digital signatures. Encourage companies to adopt data protection certification seals.
The transition of Mauritius to an innovation-driven nation	<ul style="list-style-type: none"> The Research and Innovation Pole supports projects with private partners aiming at knowledge transfer and stimulation of innovation. Further facilitate innovation among start-ups through the National SME Incubator Scheme.
Encourage effective interaction of citizens with Government through user- friendly public e-service	<ul style="list-style-type: none"> Create a Mauricloud platform for issuance and verification of documents and certificates in a digital way. Revamp the government portal to offer more responsive, mobile friendly and citizen-centric e-services.
Enhance protection of personal data	<ul style="list-style-type: none"> Enforce the Data Protection Act in line with the EU General Data Protection Regulations.
Secure business continuity of government services	<ul style="list-style-type: none"> Set up a Disaster Recovery Site for the Government Online Centre.

Key Actions and Targets

KEY ACTION	Key Performance Indicator	Actual 2017/18 (Prov.)	Target 2018/19	Target 2019/20	Target 2020/21
Data sharing in the public sector	Number of additional services integrated through the InfoHighway	182	100	150	200
Operationalisation of Open Data Portal	Number of additional datasets released as Open Data	100	100	200	300
Training on Coding under Digital Youth Engagement Programme	Number of secondary students trained	-	2,500	2,600	2,700
Research and Innovation Projects	Number of incubatees supported through the National SME Incubator Scheme (Cumulative)	32	70	100	150

Key Projects (RS MILLION)

PROJECT	Project Value	2018/19 Estimates	2019/20 Planned	2020/21 Planned
Certification Authority	50	10	25	15
Anti-Cyber Threat Monitoring System	100	40	30	20
Research and Innovation	-	130	120	110

Ocean Economy

Mission Statement

**To conserve and use ocean and marine resources
for sustainable development**



Current Situation

Mauritius has the sovereign rights to explore and exploit the resources of an Exclusive Economic Zone of around 2.3 million km² and a continental shelf of 396,000 km² managed jointly with the Republic of Seychelles.

The main activities that make up the ocean economy are:

- Seafood related activities, including fisheries and aquaculture;
- Shipping and maritime transport;
- Freeport activities and bunkering;
- Coral farming and rehabilitation;
- Coastal and marine tourism;
- Marine (renewable) energy;
- Deep Ocean Water Applications; and
- Offshore extractive industry.

Main recent developments

Fisheries sector

- In 2017, the seafood sector grew by 4 percent contributing some Rs 4 billion to the economy.
- Export of Fish & Fish preparations for the year 2017 was estimated at 123,200 tonnes, for a total value of Rs 14.3 billion.
- Two nursery coral farms were set up at La Gaulette and Quatre Soeurs.
- 7 industrial fishing vessels were registered under the Mauritian Flag.
- 4 fishermen cooperative societies were selected for a grant of Rs 4 million each to acquire semi-industrial vessels and 18 fishers were given a grant to purchase "canotte".

Shipping

- 2,712 clearances were issued to seafarers serving onboard Mauritian and foreign vessels in 2017, as compared to 831 in 2016.

Capacity Building in the Maritime sector

- A new Maritime Logistics Training Academy has been set up by the Mauritius Shipping Corporation Ltd.

Continental Shelf and Maritime Zones Administration and Exploration

- A legal and institutional framework for the Joint Management of the Mauritius and Seychelles Extended Continental Shelf has been adopted.
- An Ocean Observatory e-platform is being developed through a centralised information system to support the Marine Spatial Planning initiative of Mauritius.

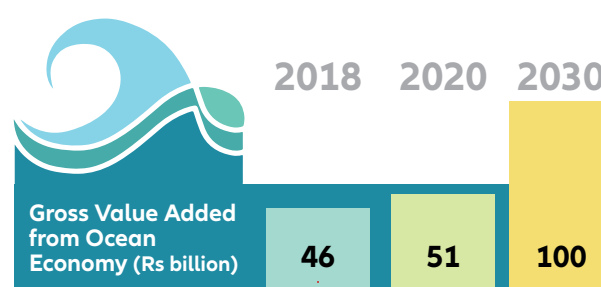
Medium and Long Term Goals

The overarching goals in developing ocean economy activities are to:

- maximise value from marine sector through sustainable economic diversification;
- create high-value onshore and offshore jobs;
- contribute significantly to food security through sustainable utilisation and management of marine resources; and
- enhance energy security via the development of marine renewable energy.

Gross value added from the ocean economy¹ stood at Rs 44 billion in 2017. An average annual growth rate of 5 percent is targeted up to 2020, increasing to 7 percent thereafter till 2030.

FIGURE 15: GROSS VALUE ADDED TARGETS



¹ Ocean economy comprises mainly hotel & restaurants, port activities, seafood fishing and processing, leisure boat activities, freeport activities, storage, ship store and bunkering, and ship building & maintenance.

Ocean Economy (Cont'd)

Strategic Directions and Enablers

The ocean economy offers vast opportunities, but is also faced with challenges, namely:

- (i) shortage of expertise and technical capacity for development of the sector;
- (ii) adverse impact of climate change on the marine ecosystem; and
- (iii) Illegal, Unreported & Unregulated (IUU) fishing and maritime piracy which can undermine both national and regional efforts to sustainably manage fisheries and conserve marine biodiversity.

The following strategies are being implemented:

STRATEGIC DIRECTIONS	ENABLERS
Manage ocean resources rationally	<ul style="list-style-type: none">• Develop a Marine Spatial Plan.
Ensure sustainable use of marine resources and regulate activities of the offshore extractive industry	<ul style="list-style-type: none">• Elaborate the legislative, regulatory and institutional frameworks.
Safeguard our territorial integrity and sovereignty and enhance maritime security	<ul style="list-style-type: none">• Delimitate and map our maritime zones.• Reinforce appropriate logistics such as patrol vessels.
Develop local capacity in the sector	<ul style="list-style-type: none">• Strengthen international and regional co-operation to secure assistance from key stakeholders and ensure transfer of knowledge.• Pursue Research & Development for the enhancement of aquaculture, marine renewable energy and marine biotechnology.
Promote employability in the maritime sector	<ul style="list-style-type: none">• Develop new training courses to meet market demand.

Key Actions and Targets

KEY ACTION

	Key Performance Indicator	Actual 2017/18 (Prov.)	Target 2018/19	Target 2019/20	Target 2020/21
<i>Ocean Economy, Marine Resources, Fisheries & Shipping</i>					
Increase fish production through small scale aquaculture	Tonnes of fish harvested through floating cage culture	3	30	40	50
Coral farming for rehabilitation of degraded coral reefs	Number of degraded sites rehabilitated	-	1	2	2
Ensure compliance of shipping vessels with national and international maritime standards	Number of vessels registered under Mauritian Flag audited	3	6	8	10
Increasing the number of candidates trained in the Maritime sector	Number of candidates trained at the Mauritius Maritime Training Academy	1,200	1,300	1,400	1,500
	Number of candidates trained at the Maritime Logistics Training Academy	-	250	350	500
<i>Continental Shelf and Maritime Zones Administration and Exploration (Ministry of Defence and Rodrigues)</i>					
Delimitation of Maritime Boundary & Management of Continental Shelf	Exploration surveys conducted (number)	-	≥2	≥1	-
Setting up of the Ocean Observatory for Marine Spatial Plan	Installation of e-platform for public access	-	June 2019	-	-

Key Projects (RS MILLION)

PROJECT	Project Value	2018/19 Estimates	2019/20 Planned	2020/21 Planned
Off Lagoon Fishing Scheme for purchase of Canotte	-	4	3	1
Scheme for Purchase of Semi-Industrial Fishing Boat	-	12	12	-
Acquisition of Multi-Purpose Support Vessel	59	24	9	3

Economic and Financial Management

The background of the slide features a close-up photograph of a stack of coins, likely Euro coins, resting on a colorful banknote. A series of thin, parallel diagonal lines are overlaid on the entire image, creating a textured, technical appearance. The text is positioned in the upper left quadrant, with the title being the most prominent element.

Mission Statement

To promote sustainable economic and social development of the country and improve standard of living.

To ensure optimal allocation of funds and revenue mobilisation while providing the right incentives for economic growth and social development

Current Situation

Main recent developments

- **Real GDP** grew by 3.8 percent in 2017.
- **Unemployment rate** went down from 7.3 percent in 2016 to 7.1 percent in 2017. Over the same period, female unemployment rate declined from 11.2 percent to 10.7 percent and youth unemployment went up from 23.9 percent to 24.9 percent.
- **Private investment** rose from 12.8 percent of GDP in 2016 to 13.2 percent in 2017.
- **Foreign Direct Investment** (FDI) inflows increased from Rs 13.6 billion in 2016 to Rs 17.5 billion in 2017.
- **Balance of Payments** surplus increased from Rs 26.2 billion in 2016 to Rs 28.3 billion in 2017.
- Level of **foreign currency reserves** increased from Rs 178.9 billion at end-December 2016 to Rs 222 billion at end-May 2018, with import cover reaching a record 10.7 months.
- **Public sector debt** declined from 64.8 percent of GDP at end-June 2017 to 62.9 percent at end-March 2018.
- The **percentage of households living in relative poverty** has gone down from 9.4 in 2012 to 5.5 in 2017.
- The **Gini Co-efficient** improved from 0.414 in 2012 to 0.400 in 2017.
- The **e-tax strategy** of Mauritius Revenue Authority has been enhanced and its system and processes benchmarked with international standards, to further improve revenue collection and tax compliance.
- The process for adopting **accrual accounting** in the preparation of Government's financial statements has been started.
- Most Ministries/Departments submitted their **Annual Reports on Performance** for FY 2016/17 in view of improving accountability and transparency in management of public funds.
- 22 public bodies are using the **e-procurement system** with registration of 732 suppliers on the system.

The global positioning of Mauritius :


World Bank's Doing Business Report 2018	From 49 th to 25 th out of 190 countries
Global Competitiveness Report 2017/2018	Maintained 45 th position worldwide and 1 st in Sub-Saharan Africa
2018 Index of Economic Freedom of the Heritage Foundation	Maintained 21 st position as freest economy worldwide and 1 st in Sub-Saharan Africa
Moody's Investors Service	Confirmed rating of Baa1 Stable Outlook
Social Progress Index	From 40 th to 39 th worldwide and maintained 1 st position in Africa

Economic and Financial Management *(Cont'd)*

Medium and Long Term Goals

- Mauritius to achieve high income country status with a per capita income (World Bank Atlas Method) of USD 13,600 by 2023.
- Full employment for both men and women by 2025.
- Sound public finances.

FIGURE 16: GNI PER CAPITA AND GINI COEFFICIENT TARGETS

GNI per capita (US\$)		Gini Coefficient
9,770	2017	0.40
11,600	2020	0.35
19,000	2030	0.25

Strategic Directions and Enablers

STRATEGIC DIRECTIONS	ENABLERS
Steer the economy to a higher plane of development	<ul style="list-style-type: none"> • Develop new pillars to achieve an average growth rate of 4.3 percent over the next three years.
Maintain macro-economic stability and sound public finances	<ul style="list-style-type: none"> • Keep public sector debt at sustainable levels. • Modernise the key infrastructure of the country. • Further strengthen other debt-related parameters on affordability, solvency and liquidity.
Raise private investment	<ul style="list-style-type: none"> • Economic Development Board (EDB) to improve investment climate and attract more FDI in productive activities. • Step up trade facilitation at the level of Mauritius Revenue Authority Customs without compromising on border control and society protection.
Improve tax system	<ul style="list-style-type: none"> • Ensure a fair, simple and transparent tax system. • Ease tax payer's compliance through the use of information technology. • Improve tax payer's services through effective use of social media and e-services.
Modernise public financial management to improve transparency and accountability	<ul style="list-style-type: none"> • Implement accrual-based accounting framework consistent with International Public Sector Accounting Standards (IPSAS) in the public sector. • Strengthen public procurement policy and process.

Key Actions and Targets

KEY ACTION	Key Performance Indicator	Actual 2017/18 (Prov.)	Target 2018/19	Target 2019/20	Target 2020/21
<i>Finance and Economic Development</i>					
Improving coordination of monetary and fiscal policies	Budget deficit as a percentage of GDP	-	≤ 3.5%	≤ 3.5%	≤ 3.5%
Improving Accountability	Percentage of Ministries submitting Annual Report on Performance	80	100	100	100
Implementation of Government e-Procurement system (e-PS)	Number of public bodies integrating e-PS	22	80	150	>180
Modernising accounting and reporting framework	Accounting Policies and Format finalised for implementation of accrual IPSAS	-	March 2019	-	-
	Preparation of Financial Statement in line with accrual IPSAS in a phased manner	-	Partial Budgetary Central Government (BCG)	Full BCG	Partial Central Government
	Percentage of non-financial assets recorded in the Government Asset Register	-	30%	50%	100%
<i>Economic Development Board</i>					
Promoting Mauritius as an investment destination and facilitation of projects to attract higher levels of foreign direct investment (FDI)	FDI inflows (Rs bn)	17.5 (2017)	18	18.5	20
	Percentage of FDI in manufacturing sector	-	5	10	15

Economic and Financial Management *(Cont'd)*

Key Projects (RS MILLION)

PROJECT	Project Value	2018/19 Estimates	2019/20 Planned	2020/21 Planned
<i>Mauritius Revenue Authority</i>				
Integrated Customs and Governmental Clearance Centre at the Airport	428	115	246	48
Electronic Fiscal Device in Restaurant Sector	50	20	20	10
Mobile Container Scanner	70	70	-	-
<i>Landscape Mauritius</i>				
New Administrative Tower	-	312	926	359



Education

The background of the slide is a photograph of a person's hand holding a silver pen and writing on a piece of paper. The person is wearing a white shirt. The image is slightly blurred, focusing on the hand and the pen. The text is overlaid on the left side of the image.

Mission Statement

To create the next generation of forward-looking and innovative leaders contributing to the transformation of Mauritius into a high ranking prosperous nation by inspiring every child

Current Situation

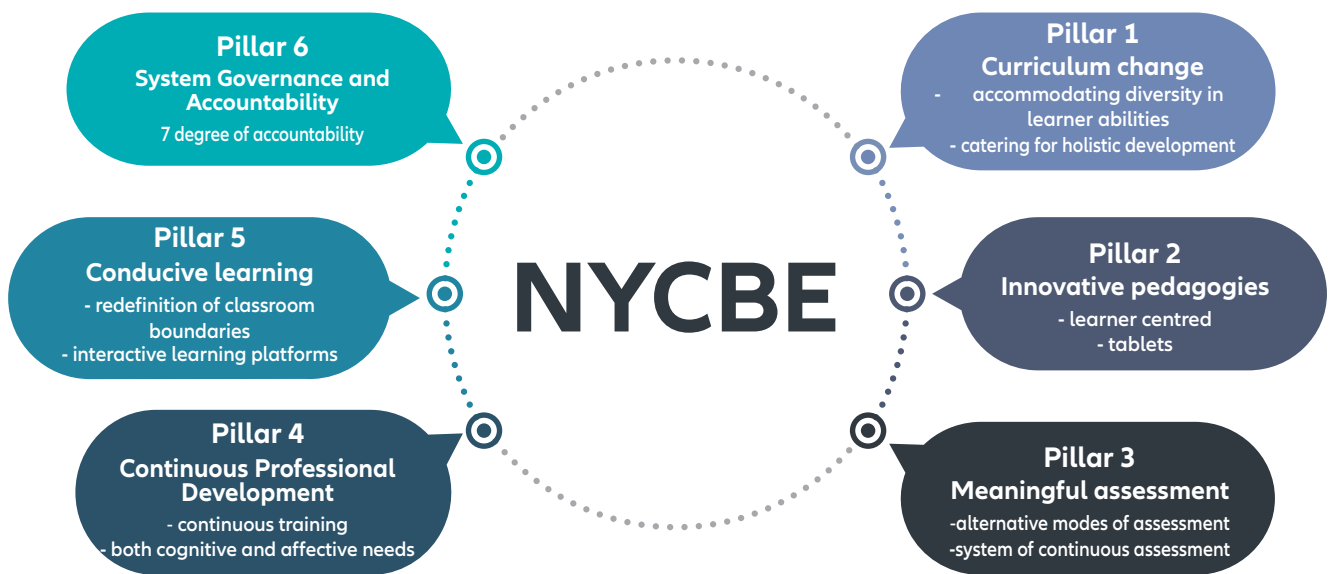
Government spending on education has averaged 3.4 percent of GDP during the past few years.

Our national education system is being transformed to better meet the lifelong learning and career aspirations of our students and youth. The Nine-Year Continuous Basic Education (NYCBE) lays emphasis on the early

years of schooling, new modes of assessment for a seamless progression of learners across all levels, a revamped Technical and Vocational Education and Training (TVET) sector and a vibrant Polytechnic Education. Through this major reform, all students would, henceforth, complete 9 years of basic schooling.

The NYCBE is built on 6 major pillars:

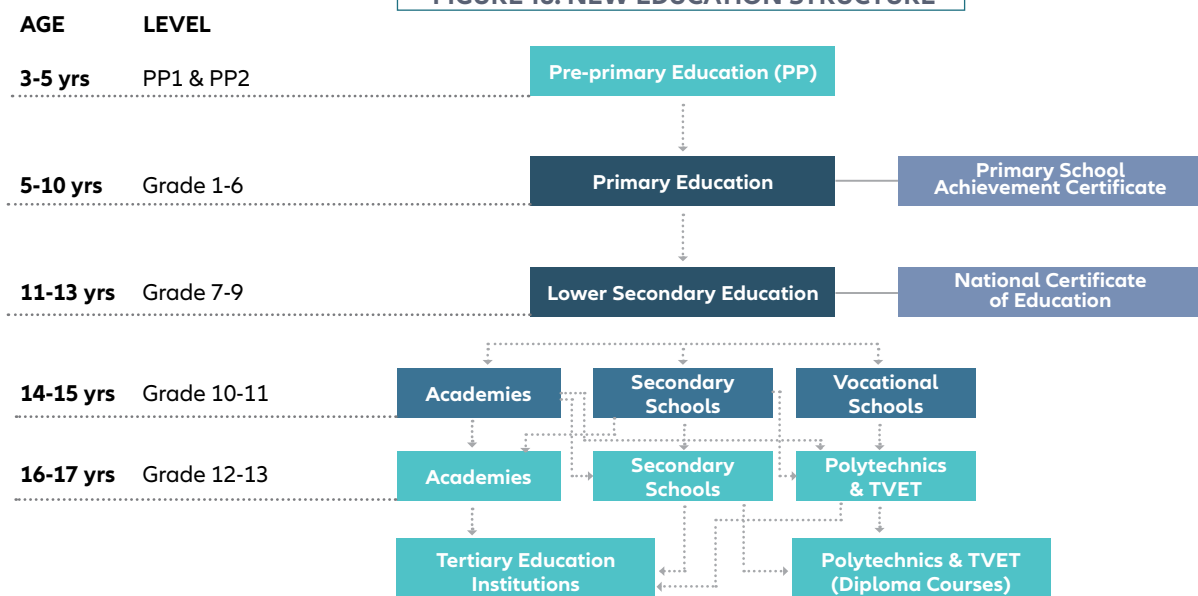
FIGURE 17: MAIN PILLARS OF THE NYCBE



The Education Act has been amended to provide for a new education structure (Grades 1 to 13). This new education structure in place since 2016, provides for the Primary School Achievement

Certificate (PSAC), National Certificate of Education (NCE) Assessment at the end of Grade 9 and the setting up of Academies.

FIGURE 18: NEW EDUCATION STRUCTURE




Education (Cont'd)

Main recent developments

- A holistic education programme, covering learning areas such as music, drama, visual art and swimming, has been implemented in primary schools.
- Pedagogical support has been provided to learners with difficulties in core subjects.
- The provision of Digital Tablets and projectors were provided in Grades 1 & 2.
- The first transition of an entire cohort from Grade 6 to Grade 7 in regional secondary schools was successfully carried out in January 2018. Kreol Morisien is being offered as an optional subject at Grade 7.
- An **Extended Programme**, promoting inclusive and equitable education for all, has been offered to those not having reached the required level of competencies at PSAC. This cohort will be sitting for the National Certificate of Education in 2020.
- An online support platform for Grade 7 onwards has been created enabling students and educators to access a choice of open educational digital resources.
- The Mauritius Institute of Education has been conferred a degree-awarding status, to offer degree programmes on its own and further professionalise the sector.
- The Private Secondary Education Authority has operationalised its Quality Assurance Division since January 2018.
- **Technical and Vocational Education and Training (TVET):** TVET is one of the 3 pathways available to students to join the labour market. The curricula have been reviewed, equipment upgraded and new programmes designed to respond to the growing skill needs of the economy.
- **Polytechnic Education:** A new pathway for the development of advanced technical skills and training at the middle-management level will be provided. Polytechnics Mauritius Ltd has been set up in October 2017 to manage the operations of three polytechnics (ICT, Nursing and Paramedics, Tourism & Hospitality). Furthermore, the National Diploma in Nursing and Diploma in Tourism and Hospitality Management have been launched.
- **Higher Education:** The Higher Education Bill was enacted in December 2017 to provide a better institutional and regulatory framework for the tertiary education sector.

FIGURE 19: GROSS TERTIARY ENROLMENT RATE TARGETS



Medium and Long Term Goals

- A more inclusive and equitable quality education, promoting lifelong learning opportunities for all.
- Learners equipped with innovative, cutting edge knowledge, skills and appropriate attitudes to achieve excellence in their chosen careers.
- A holistic education that upholds values and resilience of citizens.
- Higher Education Programmes meeting industry needs.

Strategic Directions and Enablers

The education reform agenda, put in place in 2017, focused on the implementation phase which started with the primary education sub-sector, through the rolling out of the NYCBE. Major changes and transformations for successful implementation at the Secondary, TVET and Tertiary education levels are planned for 2018.

The challenge lies in sustaining the reform process, through retaining the support of all stakeholders and also demonstrating greater accountability. Full incorporation of a shift from rigidity to flexibility in learning approaches within the classroom is also critical, given the fast evolution of ICT and content digitisation.

The following strategies are being implemented:

STRATEGIC DIRECTIONS	ENABLERS
Provide high quality education	<ul style="list-style-type: none"> • Adopt alternative mode of teaching by sustaining e-learning platforms to accelerate and enhance student learning and reduce reliance upon private tuition. • Digital learning contents will enable students to study at their own pace after school hours (Student Support Program). • The provision of Digital Tablets and projectors will be extended to Grade 3 in 2019.
Make education accessible and inclusive to all	<ul style="list-style-type: none"> • Set up the Special Education Needs (SEN) Authority to achieve inclusion of all learners irrespective of their disabilities.
Make TVET more attractive	<ul style="list-style-type: none"> • Strengthen the quality and relevance of TVET programmes. • TVET is also being rebranded through the development of a TVET Strategy with focus on review of training programmes, upgrading of existing centres and/or construction of new ones with state-of-the-art facilities.
Higher education: Position Mauritius as a major regional and continental education hub	<ul style="list-style-type: none"> • Set up a Higher Education Commission and an enhanced independent Quality Assurance Authority, to foster a robust education hub capable of attracting international students and universities of international repute. The reforms currently underway in the higher education sector focus on: <ul style="list-style-type: none"> o partnership with industry for curriculum and pedagogical reform with emphasis on training for innovative thinkers; o promotion of entrepreneurship training; and o emphasis on research of national relevance.

Education (Cont'd)

Key Actions and Targets

KEY ACTION	Key Performance Indicator	Actual 2017/18 (Prov.)	Target 2018/19	Target 2019/20	Target 2020/21
Making Secondary Schools disabled-friendly for students with Special Needs	Number of schools provided with ramps and handrails (Barrier Free Access)	9	20	20	13
Provision of swimming learning pools (bassin d'apprentissage) in primary schools	Number of pupils initiated to basic swimming and survival skills	1,374	2,500	8,500	9,000
Improving teaching and learning outcomes through availability of digital tools	Percentage of classes in primary schools equipped with digital learning tools	83	90	100	100
Review of TVET programmes in line with industry needs	Percentage of training programmes reviewed	54	75	90	100
Operationalising Polytechnics	Number of diploma courses offered	2	6	10	14
Setting up of a new legal and regulatory framework for the Higher Education Sector	Setting up of the Higher Education Commission, the Quality Assurance Agency and the Higher Education Advisory Council	-	Sept 2018	-	-
Construction/Conversion of specialist rooms in regional state secondary schools and conversion of state secondary schools/ colleges into Academies in line with NYCBE	Number of specialist rooms operational	-	51	-	-
	Number of schools converted into academies	-	4	8	12
Extension of the Online Support Student Programme as a digital platform for accessing educational contents at secondary level	Extension of the Student Support Programme to Grades 8 and 9	Grade 7	Grade 8	Grade 9	-

Key Projects

(Rs million)

PROJECT	Project Value	2018/19 Estimates	2019/20 Planned	2020/21 Planned
NYCBE – Construction and Extension (o/w setting up of specialist rooms, conversion into academies)	848	200	200	130
NYCBE - Acquisition of Machinery and Equipment (refurbishment in secondary and equipment for primary schools and MITD centres)	175	36	20	20
Construction of Pre Primary Units (Grand Bay and Mt Ory GS)	20	15	5	-
Primary School Renewal Projects (S Torul GS, Baichoo Madhoo GS, Reunion Road GS, G Cheetamun GS, Sookdeo Bissoondoyal GS, La Flora GS, Labourdonnais GS)	-	59	141	65
Early Digital Learning Programme	538	183	-	-
Construction of gyms in secondary schools (Goodlands SSS, Floreal SSS, Sodnac SSS, S Bappoo SSS, Dr James Burty David SSS, Ebene Girls SSS)	398	55	227	101
Construction of playfields (Bel Air SSS, Nouvelle France SSS and Droopnath Ramphul and MGSS Solferino)	84	11	50	23
Reconstruction of schools (R Prayag SSS, R Seeneevassen SSS, E Anquetil SSS and Black River GS)	800	92	180	210
Construction of Science Blocks (R Gujadhur SSS, Sir Lekraz Teeluck, John Kennedy College)	159	40	83	36



Health

Mission Statement

To support universal and affordable access to high quality care for all

Current Situation

Mauritius has a well-developed health system. 73 percent of the health needs of the population are catered by public health institutions and 27 percent by the private sector. The provision of free services in the public sector has contributed to remarkable progress towards universal health coverage. The life expectancy at birth of the population was 74.7 years in 2017.

Non-communicable Diseases (NCDs), notably cardiovascular diseases, diabetes, cancer and chronic respiratory diseases, are responsible for the bulk of morbidity, disability and premature deaths. The NCD Survey 2015 revealed that 23 percent of the population aged 25-74 years has Type 2 diabetes, 28 percent has hypertension and 54 percent of the population is either overweight or obese. 2,607 new cases of cancer were diagnosed in 2016. On average, NCDs account for 80 percent of total mortality in Mauritius every year.


Main recent developments:

- Attendances at public health care institutions in 2017:
 - o 4.8 million in primary health care institutions;
 - o 202,731 admissions and 3.5 million outpatient attendances in hospitals; and
 - o 21,902 in-patient admissions and 133,867 outpatient attendances at the Subramania Bharati Eye Hospital, the Ear/Nose/Throat Centre, Brown Sequard Mental Care Centre, Poudre d'Or Hospital/Chest Clinic and Cardiac Centre.
- 47,557 surgical interventions were undertaken in hospitals and 647 at the Cardiac Centre.
- 14 million pathological tests were carried out.
- A total of 20,551 CT scans and 3,922 MRIs were carried out in the five regional hospitals.

Medium and Long Term Goals

- Improve average life expectancy at birth from 74.7 years in 2017 to at least 75.4 years by 2020 and 76.2 years by 2030.
- Reduce infant mortality rate from 12.2 per thousand births in 2017, to 10 in 2020 and 6 by 2030.
- Enhance the quality of services offered to the public and lay more emphasis on people-centered services.

FIGURE 20: INFANT MORTALITY RATE TARGETS



Health *(Cont'd)*

Strategic Directions and Enablers

STRATEGIC DIRECTIONS	ENABLERS
Strengthen Primary Health Care Services	<ul style="list-style-type: none">• Upgrade existing primary health care infrastructures and construct new ones.• Reinforce the “gatekeeper” mechanism at primary healthcare institutions.
Respond to the health needs of the ageing population	<ul style="list-style-type: none">• Strengthen healthcare services at all levels, from primary to specialized health services, including long term continuing care, palliative and rehabilitation services.
Address problems of NCDs	<ul style="list-style-type: none">• Scale up the prevention and control of NCDs and develop a robust NCDs surveillance system.• Provide more specialised clinical care for cancer, diabetes and hypertension.
Improve public health service delivery	<ul style="list-style-type: none">• In order to minimise wastage and ensure value-for-money, the following actions will be taken:<ul style="list-style-type: none">o evidence-based monitoring and evaluation of processes;o revamping of the PPP framework to attract more private investment in the health sector; ando use of ICT to enhance communications between healthcare providers and individuals.
Establish Mauritius as a Medical Hub	<ul style="list-style-type: none">• Enhance the healthcare system to make Mauritius a medical centre of excellence.

Key Actions and Targets

KEY ACTION	Key Performance Indicator	Actual 2017/18 (Prov.)	Target 2018/19	Target 2019/20	Target 2020/21
Implementation of the e-health system in regional hospitals and medi-clinics	Percentage of regional hospitals and medi-clinics computerised	-	20	50	100
Improving specialized services to address chronic conditions related to non-communicable diseases (NCDs)	Mortality rate due to NCDs per 100,000 population	534	≤525	≤515	≤500
Opening of new Cancer Centre	Percentage of works completed	-	50	100	-
Strengthening of primary health care to reduce pressure on hospitals	Number of new Medi-clinic/ AHC/CHC constructed	1	4	6	13
Improving neonatal services in hospitals for new born babies	Infant Mortality Rate per 1,000 live births	12.2	11	10	9

Key Projects (RS MILLION)

PROJECT	Project Value	2018/19 Estimates	2019/20 Planned	2020/21 Planned
New Flacq Teaching Hospital (Phase I)	4,432	600	1,500	2,100
E-Health	738	100	250	300
New Cancer Centre	1,582	500	700	300
New ENT Hospital	932	500	232	-
Construction of Mediclinics at Coromandel, Bel Air, Stanley and Quartier Militaire	333	55	158	121

Housing & lands

Mission Statement

**To provide all families with access to decent,
safe and affordable housing fitted with
adequate services**

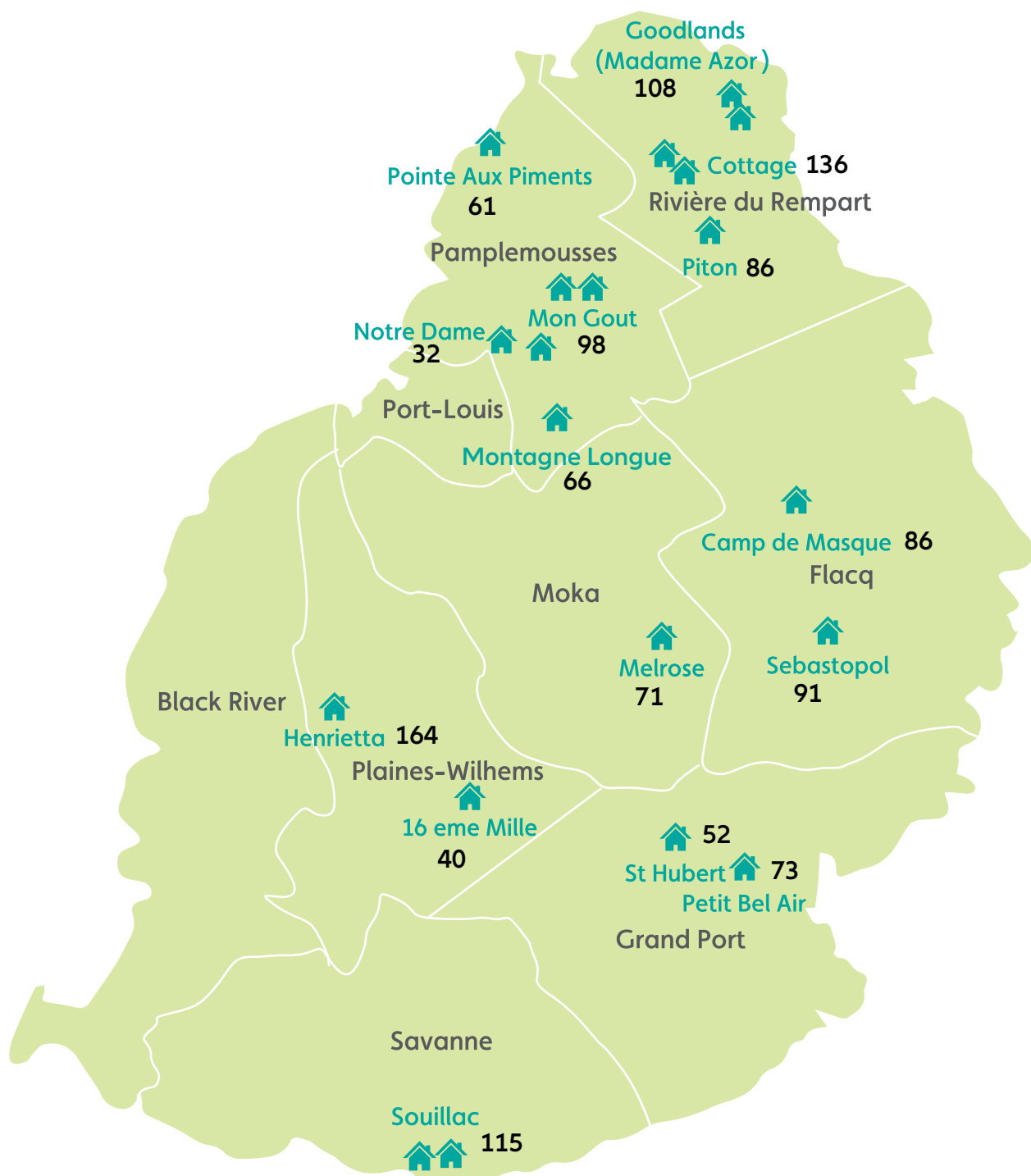


Current Situation

According to the 2011 Housing and Population Census, there were 356,900 housing units in Mauritius. This represents an increase of 20 percent over a 10-year period. Some 90 percent of the housing units were used as primary residence, 1.7 percent as secondary residence, while 7.8 percent, that is 28,000 units, were vacant. Home ownership was estimated at 89 percent.

Main recent developments

Construction of some 1200 housing units to be completed by June 2018:



Housing & lands (Cont'd)


Main recent developments (Cont'd):

- 1,090 families earning up to Rs 15,000 monthly have benefitted from the Roof Slab Grant Scheme as at April 2018.
- Construction of new storm water network at Vallée des Prêtres and Cité La Cure Housing estates and waterproofing, painting and associated works at Poste de Flacq housing estate completed.
- 152 plots of State land on which stand ex-CHA housing units have been sold to the occupiers.
- Hydrographic Surveys are being undertaken at Rodrigues in a phased manner. Phase 1 has been completed.
- A Land Surveyor's Council has been set up.
- 7 Topographic Maps have been completed for National Disaster Risk Reduction and Management Centre.

Medium and Long Term Goals

- Facilitate access to decent affordable housing in a suitable living environment
- Establish a comprehensive and accurate land information system
- Provide over 9,500 houses to low-income families over the next three years

FIGURE 21: NUMBER OF ADDITIONAL HOUSING UNITS TO BE CONSTRUCTED



Year	Additional housing units to be constructed
2018/19	1,240
2019/20	6,600
2020/21	2,000

Strategic Directions and Enablers

The main challenges remain the rising demand for social housing, as well as the need for improving living conditions of inhabitants on existing housing estates. There is a limited availability of State land for social housing. Thus, social housing projects will

be on high rise (up to G+3) configuration. There is also increased pressure for development, coupled with climate change issues, giving rise to the urgent need for a rethinking of the national planning process.

The following strategies are being implemented:

STRATEGIC DIRECTIONS	ENABLERS
Meet the housing needs of low income households	<ul style="list-style-type: none"> • Accelerate the implementation of the Social Housing Programme • Extension of the rehabilitation of NHDC Housing Estates
Uphold good governance in the management of State lands	<ul style="list-style-type: none"> • Implement a State Land Register to provide a modern land information system and reduce turnaround time for delivery of services
Ensure better physical planning and development	<ul style="list-style-type: none"> • Set up a National Planning and Development Commission to improve the legislative and land use development framework.

Key Actions and Targets

KEY ACTION	Key Performance Indicator	Actual 2017/18 (Prov.)	Target 2018/19	Target 2019/20	Target 2020/21
Construction of social housing units	Number of social housing units constructed	1,279	1,240	6,600	2,000
Rehabilitation of NHDC Housing Estates	Number of NHDC Housing Estates rehabilitated	3*	8	8	5
Review of the National Development Strategy	Draft Report submitted	-	Jun 2019	-	-
Preparation of maps to help in Disaster Risk Reduction Management	Number of regions at risk for which topographic maps prepared.	7	2	2	10
Database of all state lands	Setting up of a Digital State Land register	-	100%	-	-
New Planning and Development Bill to consolidate planning legislations	Bill introduced in the National Assembly	-	March 2019	-	-

* Note: : Waterproofing works at Vallée des Prêtres, Cité La Cure & Poste de Flacq

Key Projects (RS MILLION)

PROJECT	Project Value	2018/19 Estimates	2019/20 Planned	2020/21 Planned
Construction of social housing units	-	9,342	4,911	1,462
Rehabilitation of NHDC Housing Estates	-	176	173	106

A background image showing several hands of different skin tones stacked together in a supportive gesture. The hands are positioned in a way that suggests strength and unity. The image is partially covered by a semi-transparent white box containing text.

Social protection

Mission Statement

To provide adequate social protection to the poor, the vulnerable and the elderly, promote gender equality and protect rights of children

Current Situation

Over 300,000 beneficiaries have been supported in 2017/18 through the various social assistance programmes and schemes under the Ministry of Social Security and National Solidarity, the Ministry of Social Integration and Economic Empowerment and the Ministry of Gender Equality, Child Development and Family Welfare. There is an annual increase of 5 percent in the number of persons benefiting from basic pensions and other support programmes.

The main schemes and programmes implemented are as follows:

Social Security and National Solidarity

- Payment of basic pensions: 270,000 beneficiaries.
- Allowances paid out:
 - (i) flood victims: 4,000 households;
 - (ii) fire victims: 147 households; and
 - (iii) funeral grant: 2,716 cases.
- Social assistance in-kind: 7,700 cases for wheelchairs, hearing aids, spectacles and dentures.
- Around 2,000 persons with disabilities have been supported through training and placement, travelling expenses and parking coupons.
- 7,000 domiciliary visits have been conducted to provide medical support to bedridden persons above 75 years, all elderly persons above 90 years and also to bedridden children.

Social Integration and Economic Empowerment

- Some 10,000 families supported under the Social Register of Mauritius (SRM).
- Educational support: school materials, school completion premium, second chance programme, child and crèche allowances, have been provided to 17,000 school children.
- Financial support has been provided to 173 NGOs for the implementation of 231 projects through the National CSR Foundation.

Gender Equality, Child Development and Family Welfare


- Promotion of Women Entrepreneurship
 - o 140 women entrepreneurs participated at the National Sales Exhibition to showcase and market their products and which attracted some 25,000 visitors.
 - o Information, Education and Communication Programmes organised through a series of 1,200 workshops/seminars/talks targetting some 50,000 participants on women economic empowerment, child protection and family welfare.
- Strengthening of evidence-based policies on gender issues with the publication and dissemination of the following reports:
 - o The African Gender Development Index for Mauritius.
 - o Handbook on 'Gender Equality and Women's Empowerment: Triple Win for the Private Sector'.
 - o Study on the prevalence, causes, consequences and cost of Intimate Partner Violence (IPV) on the Mauritian Economy.
- Capacity building initiatives:
 - o 1,900 public officers, youth and students trained/sensitised on gender-related issues.
 - o 110 girls/young women participated in the implementation of a pilot project for Girls' Empowerment held in deprived regions.
 - o Scaling up of the Child Mentoring Programme: 71 child mentors are assisting children displaying behavioural problems.

Social protection *(Cont'd)*

Medium and Long Term Goals

- Provide fair, equitable and responsive social protection in a sustainable manner to the citizens of the Republic.
- Empower the poor and the vulnerable groups and promote social inclusion.
- Rank among the top 20 countries under the Social Progress Index, with a score improving from 75.2 in 2017 to at least 85 by 2030.
- Promote gender equality in all socio-economic and political processes and protect the rights of children.
- Move to the top 80 countries on the Global Gender Gap Index by 2030.
- Attain at least 30 percent representation of women in Parliament by 2030.

FIGURE 22: SOCIAL INDICATORS TARGETS



Strategic Directions and Enablers

Mauritius is facing an ageing population which is increasingly impacting on public finances.

There is no proper monitoring and evaluation mechanism to assess effectiveness of existing schemes and poverty programmes. The existing information system for tracking payments and

support to beneficiaries and persons with disabilities needs to be reviewed.

There is a capacity gap to enable integration of gender perspectives at policy and implementation level. There is also an increasing rate of gender-based violence. 90 percent of victims are women.

Strategic Directions and Enablers

The following strategies will be implemented :

STRATEGIC DIRECTIONS	ENABLERS
Promote greater social inclusion	<ul style="list-style-type: none"> Reinforce the economic empowerment programmes for the absolute poor in terms of income and educational support, employability and improvement in living conditions.
Promote a culture of monitoring and evaluation	<ul style="list-style-type: none"> Set up an integrated Management Information System for informed policy decisions.
Enhance collaboration with NGOs and other stakeholders	<ul style="list-style-type: none"> Establish a coordinated approach through Community Working Groups.
Ensure sustainability and adequate income replacement in view of the ageing population	<ul style="list-style-type: none"> Improve the pension system, including the National Pensions Fund.
Promote gender equality	<ul style="list-style-type: none"> Design and implement appropriate policies and programmes for enhanced gender mainstreaming. Implementation of an e-directory and online platform to enable women entrepreneurs to market their products.
Ensure an efficient child protection system	<ul style="list-style-type: none"> Put in place an effective gatekeeping mechanism in collaboration with relevant stakeholders to ensure an efficient child protection system.
Combat gender-based violence and promote family well-being	<ul style="list-style-type: none"> Enhance sensitisation programmes. Set up an Integrated Support Services system to provide immediate, consistent, coordinated and timely support and counselling to victims of domestic violence on a 24-hr basis. Implement an economic empowerment programme for women victims of domestic violence.
Promote the welfare of citizens	<ul style="list-style-type: none"> Organise community-based programmes, activities and services.

Social protection (Cont'd)

Key Actions and Targets

KEY ACTION	Key Performance Indicator	Actual 2017/18 (Prov.)	Target 2018/19	Target 2019/20	Target 2020/21
<i>Social Integration and Economic Empowerment</i>					
Empowerment of beneficiaries under SRM	Percentage of beneficiaries trained and employed	-	20	25	30
Educational support to students from vulnerable groups	Number of students supported	17,000	17,500	17,000	16,000
Support to NGOs by the National Corporate Social Responsibility Foundation (NCSR)	Number of NGO projects funded	231	400	450	500
<i>Social Security and National Solidarity</i>					
Framework for the full enjoyment of human rights and fundamental freedom by persons with disabilities	Disability Bill introduced in the National Assembly	-	June 2019	-	-
Assistance under Social Aid	Percentage reduction in cases supported by Social Aid	10	20	25	30
Improved services to elderly and persons with disabilities	Percentage of request for medical assistance considered within a month.	40	45	50	60

Key Actions and Targets

KEY ACTION	Key Performance Indicator	Actual 2017/18 (Prov.)	Target 2018/19	Target 2019/20	Target 2020/21
<i>Gender Equality, Child & Family Development</i>					
Enhance the effectiveness of sensitisation programmes on gender equality	Number of innovative tools developed for gender equality	7	15	20	25
Licensing and monitoring of Child Day Care institutions	Number of Child Day Care Centres compliant with Regulations	147	175	200	225
Economic empowerment of women	Number of fairs organised for trainees/potential entrepreneurs	48	50	55	70

Key Projects (RS MILLION)

PROJECT	Project Value	2018/19 Estimates	2019/20 Planned	2020/21 Planned
<i>Social Integration and Economic Empowerment</i>				
Social Housing for Vulnerable Groups	-	90	70	70
Integrated Management Information System	24	14	10	-
<i>Social Security and National Solidarity</i>				
Construction of Recreational Centre at Riambel	215	100	13	-
<i>Gender Equality, Child & Family Development</i>				
Construction of an Integrated Services Women Centre at Vacoas	60	4	12	30

Arts, culture and sports

A person in a traditional Mauritian costume, featuring a large, light-colored, conical headdress and a dark, patterned garment, is captured in a dynamic pose on a green grassy field. The person's arms are extended, and their body is angled towards the right. The background is slightly blurred, showing more of the field and some foliage. The overall scene suggests a cultural performance or a traditional dance.

Mission Statement

To promote Mauritian arts and cultural values and encourage practice of sports

Current Situation

Arts and Culture

There are various assistance schemes to promote the creative industry and safeguard the interest of artists. A National Arts Fund has been set up to finance activities for performing and fine arts, including recording of music, concerts and sales and exhibition of art work, amongst others. A national award ceremony has been organised to give recognition to local artists who have made outstanding achievements.

A group of nine Mauritian artists, Les Frères Joseph, won Gold Medal at the 8th Edition of the Jeux de La Francophonie, held in Abidjan, Ivory Coast in July 2017 for their performance entitled "Di Sel".

The Sega Tambour of Rodrigues has been inscribed on the UNESCO list of Intangible Cultural Heritage of Humanity in December 2017. It adds to the two Mauritian sites inscribed as UNESCO World Heritage sites and the Sega Tipik & Bhojpuri Geet Gawai already listed as UNESCO Intangible Cultural Heritage. Seven Heritage Sites have been rehabilitated during the current financial year.

Sports

A new scheme, the State Recognition Allowance Scheme for Retired Athletes, has been introduced to give due recognition to athletes who have won medals at African and international games and championships. As at March 2018, there were 105 beneficiaries.

Mauritian athletes won 160 medals in competitions at continental, intercontinental and world levels in 2017.

Table 2: International Achievement of Mauritian athletes

Number of medals won by Mauritian athletes in major international events			
Year	African/ Continental	Inter- Continental	World
2014	114	17	5
2015	21	11	3
2016	36	26	14
2017	102	11	47

Youth Empowerment

Out of some 4,000 young people enrolled in the Duke of Edinburgh's International Award programme, 294 Award Leaders and Assessors were trained and 130 participants attained the Gold Standard.

As part of Volunteer Mauritius programme, some 2,300 youths have been trained in Police assistance, First Aid, fire assistance and agriculture, amongst others. Ten young entrepreneurs obtained "Prix Bourse" from the CONFESJES.

Medium and Long Term Goals

Arts and Culture

- Increase contribution of artists, creators and performers in the economy.
- Safeguard and promote tangible and intangible National Heritage.
- Develop Mauritius into a preferred film shooting destination.

Youth & Sports

- Promote elite sport and target top position in the medal table in the Indian Ocean Islands Games (IOIG) 2019.
- Encourage all Mauritians to practise sports for a healthy lifestyle.
- Empower the youth for better citizenship.



An annual growth rate of at least
6 percent
targeted
over the next decade

FIGURE 23: GROSS VALUE ADDED FROM THE ARTS, ENTERTAINMENT AND RECREATION SECTOR (RS BILLION)

2018	15.6
2020	17.5
2030	31.3

Arts, culture and sports (Cont'd)

Strategic Directions and Enablers

STRATEGIC DIRECTIONS

ENABLERS

ARTS AND CULTURE

Sustain creativity and artistic values

- Provide assistance to artists through support schemes and the National Arts Fund in order to harness new local talents.
- Existing training centres (Centre de Formation Artistique, Centre de Lecture et d'Animation Culturelle, Serge Constantin Theatre, Pointe Canon Open Air Theatre) will be better equipped.
- Enhance cultural exchange programmes with other countries, as well as with regional and international organisations.

Professionalisation of the Status of Artist

- The Status of the Artist Bill will be introduced to define the legal status of professional artists and improve their economic and social working conditions.

Preserve National Heritage

- Review the National Heritage Act to further safeguard our tangible and intangible cultural Heritage including relics, archaeological artefacts, as well as historical remnants of flora and fauna.
- Upgrade and rehabilitate historical and cultural sites.
- Pursue digitisation of our archives.

Transform Mauritius into a preferred shooting destination

- A Film Promotion Fund is being set up.
- Implement a new package of measures to boost the development of the local film industry.

YOUTH & SPORTS

Enhance sports practice for a healthier nation and nurture promising athletes to attain excellence

- Facilitate the implementation of the National Sports Policy through:
 - **Sports for All:** These activities will provide physical, mental, emotional and social experiences across all ages.
 - **Capacity Building:** The policy will aim at improving the standards of coaches and tutors at all levels in sports.
 - **Sports Infrastructure:** Increase accessibility, maximize utilisation and implement a sports infrastructure maintenance policy.
 - **Excellence in Sports:** It will cater for improving performance of elite sportspersons in Mauritius through a structured programme of work.
 - **Measuring the impact of sport:** It will identify the processes to be put in place to evaluate the short, medium and long-term effectiveness of funding programmes and schemes in sports.

Recognise the contribution of high-level sportsmen and sportswomen

- Facilitate employability of high level sportsmen and sportswomen to ensure a decent livelihood.

Empower the youth to face upcoming challenges in their social environment

- Implement National Youth Civic Service and Volunteer Mauritius programmes to, *inter alia*, provide training in leadership skills, youth entrepreneurship, employability and recreational activities.
- Optimise the use of Youth Centres and other public facilities for greater youth participation in life skills and sports activities.

Key Actions and Targets

KEY ACTION	Key Performance Indicator	Actual 2017/18 (Prov.)	Target 2018/19	Target 2019/20	Target 2020/21
<i>Arts & Culture</i>					
Provision of support to local artists for the development of the creative industries	Number of artists (individuals/groups) supported under different schemes	325	≥330	≥350	≥ 360
New building to house National Archives and National Library at Réduit	Progress in completion of works (Percentage)	-	20	70	100
Upgrading of national museums	Number of museums/ upgraded	1	2	2	2
Rehabilitation of national heritage sites	Number of sites rehabilitated	7	8	7	7
Provision of support under the Film Rebate Scheme to increase film production	Number of film projects qualifying under scheme	9	20	25	33
<i>Youth & Sports</i>					
Implementation of the National Sports Policy	Number of programmes and actions implemented	-	10	12	14
Encourage Mauritians to practise a sport for a healthy lifestyle	Number of persons practising sports in public sports facilities	35,000	42,000	70,000	120,000
Participation in the IOIG 2019	Number of Gold medals			100	
Youth Empowerment activities	Number of youths participating in National Youth Civic Service, Smart Youth & Volunteer Mauritius Programmes	35,000	50,000	55,000	60,000

Key Projects (RS MILLION)

PROJECT	Project Value	2018/19 Estimates	2019/20 Planned	2020/21 Planned
<i>Arts & Culture</i>				
Setting up of Galerie d'Art Nationale	-	5	5	5
Upgrading of Theatres	-	3	1	1
Construction of New Building for the National Archives and National Library	-	181	152	17
<i>Youth and Sports</i>				
Multi Sports Complex at Cote D'Or	3,895	2,200	850	245
Association for the Upgrading of IOIG Infrastructure (AUGI)	550	375	40	-

Addressing gender issues



Current Situation

In 2017, the population comprised 639,221 women (50.5 percent) and 626,088 men. Although women participation in the labour force has increased over the last decades to reach 45.7 percent in 2017, it remains far below the average level in upper middle-income countries. It is estimated that Mauritius has currently a large pool of educated women who do not participate in the labour force.

Female unemployment rate is estimated at 10.7 percent in 2017.

Women tend to draw lower salaries/wages than men across all occupations. In 2017, out of 130,500 persons in relative poverty, 70,300 were females and 60,200 males. Women are more likely to be victims of domestic violence than men; 90 percent of registered cases of domestic violence were women. The current representation of women in parliament is 11 percent, 32 percent in Municipal Councils and 27 percent in Village Councils.

GENDER ISSUES

**Gender mainstreaming
across sectors**

**Low female participation
in labour force**

MEASURES/ SCHEMES

- Review of the National Gender Policy Framework: Gender Cells help to bring in gender balance in decision making process, & gender focal points are responsible for ensuring that gender is mainstreamed in all programmes and policies.
- All Ministries to have their Gender Policy Statement and an Action Plan that will contribute to gender equality.
- Introduction of Gender Equality Bill to, inter-alia:
 - (i) promote, protect and regulate gender equality in public and private spheres;
 - (ii) provide for gender equality principles aimed at reducing socio- economic and political inequalities;
 - (iii) eliminate gender-based discrimination, in particular, discrimination against women based on gender roles; and
 - (iv) provide for Gender balance in public financial management through Gender Responsive Budgeting.
- Training on gender Responsive Budgeting will be provided to all Ministries to ensure policies and programmes are gender-responsive.
- Incentives to provide child day care facilities at the workplace to encourage women in employment: fiscal incentives will be provided to private companies for setting up of child day care facilities.

Measures addressing gender gaps *(Cont'd)*

GENDER ISSUES	MEASURES/ SCHEMES
High Female Unemployment Rate	<ul style="list-style-type: none"> Fairs and exhibitions will be organised for trainees and potential entrepreneurs. Implementation of an e-directory and online platform to enable women entrepreneurs to market their products. Women Back to Work placement programme: this targets women above 35 years to enable them to take up or resume employment. From 2015 to March 2018, 1,689 women were registered in the programme, of whom 852 have already been placed.
Gender wage gap	<ul style="list-style-type: none"> The implementation of the National Minimum Wage as from January 2018, will, generally benefit female workers relatively more than their male counterparts where there existed a pay differential in favour of men. It is expected to result in reducing the gender pay gap which today stands in the ratio of 0.6 to 1 (World Bank Report July 2017).
Domestic Violence	<ul style="list-style-type: none"> Legislation has been reinforced to better protect victims of violence. Enforcement of these provisions will be strengthened. An Integrated Support Services system will be set up to provide immediate, consistent, coordinated and timely support and counselling to victims of domestic violence on a 24-hr basis. Implementation of an economic empowerment programme for women victims of domestic violence. Appropriate counselling for perpetrators of domestic violence is being envisaged. Training of psychologists/ social workers on perpetrator rehabilitation programme will be enhanced.
Poverty among Women	<ul style="list-style-type: none"> As at March 2018, there were 4,150 female-headed households in the SRM with a total of 15,346 beneficiaries. Under the Crèche Scheme, some 56 mothers are attending training or have taken up employment in 2017. Review the "Rupees for Solidarity Scheme" at the National Women's Council to better: <ul style="list-style-type: none"> provide immediate relief to women in distress, pending their access to other means of social aid; and strengthen solidarity ties among women.

GENDER ISSUES	MEASURES/ SCHEMES
<p>Low women participation in politics</p> <p>(Targeting at least 30% of women in Parliament)</p>	<ul style="list-style-type: none"> • A Parliamentary Gender caucus set up in March 2017: <ul style="list-style-type: none"> o to ensure that gender equality issues are mainstreamed into legislative and policy processes and within parliamentary processes; o with the mandate to conduct gender assessments of various policies across Ministries and researches on gender issues & influence policies to address gender inequalities; o Two reports submitted in April 2018 (Gender Audit in Civil Service & Sociological Profiling of perpetrators of domestic violence in Mauritius); and • Formulation of a strategic plan and design of an online gender information system.
<p>Equal opportunities in education</p>	<ul style="list-style-type: none"> • Setting up of specialist rooms in regional state secondary schools for teaching Food and Textile Studies, and Design and Technology to both boys and girls.
<p>Other Gender Issues</p>	<ul style="list-style-type: none"> • The Building Control (Accessibility and Gender Compliance in Buildings) Regulations effective to ensure that all buildings are gender compliant and accessible to persons with disabilities. • Improving primary health care services with a sustained programme of immunisation, maternal services and facilitating early detection and treatment of breast and cervical cancer.

Energy & Public Utilities

Mission Statement

To ensure energy and water security, safe disposal of wastewater and peaceful use of nuclear technology and ionizing sources



Current Situation

Energy

In 2016, the peak power demand reached 468 MW compared to 460 MW in 2015. Some 3,042 GWh of electricity was generated of which 78 percent was from non-renewable sources, mainly coal and fuel oil and the remaining from renewable sources, mostly bagasse.

The Utility Regulatory Authority, which aims at promoting the interest of consumers and ensuring safe, reliable and affordable electricity supply, is developing a licensing system for the electricity sector.

Main recent developments

- Four new engines with a total capacity 67 MW were installed and commissioned at the St Louis Power Station.
- The construction of three heavy fuel oil storage tanks of 6,500 m³ at Les Salines was completed.
- Three new solar farms of 2 MW each became operational and six others of a total capacity of 65 MW are being implemented.
- Energy efficiency labelling on three types of domestic appliances (refrigerating appliances, dishwashers and electric ovens) and energy audits in Government buildings have become mandatory.
- Energy audits in five government buildings and 43 private enterprises were completed, and are on-going in 18 other government buildings.

Water

The main sources of water in Mauritius are groundwater (54 percent) and impounding reservoirs and river intakes (46 percent). As at June 2017, the Central Water Authority (CWA) provided universal access to potable water to some 370,000 customers.

Main recent developments

- A five-year Integrated Water Resources Management Action Plan has been developed for the period 2017-2022 with a focus on the northern aquifer.
- Bagatelle Dam, with a storage capacity of 14 Mm³, was completed in July 2017.
- About 20 percent of domestic consumers, who use up to 6 m³ of water, are exempted from payment of water charges.
- During FY 2017/18, the CWA replaced about 100 km of old and defective pipes, drilled 13 duplicate boreholes, installed 11 containerized pressure filtration plants and constructed a new service reservoir at Mont Blanc.
- The number of customers receiving a 24-hour supply of water has increased from 48 percent in 2014 to 62 percent in 2018.

Wastewater

The majority of the population in Mauritius is still making use of on-site sanitation systems which are gradually being replaced by sewerage networks. About 755 km of sewer lines of 200 mm diameter are in operation and some 133 000 m³ of wastewater is being treated on a daily basis at Wastewater Management Authority (WMA) Treatment Plants.

Main recent developments

- 3 projects at Residence Palmerstone Phoenix, Cipaye Brulé, Vallée des Pretres and Residence La Cure, Port Louis were completed.
- 445 additional houses have been connected to the sewerage network resulting in a total of 91,314 households connected to the public sewer network.
- About 13,249 domestic consumers, who use up to 6m³ of water, have benefitted from an exemption of wastewater charges.

Energy and Public Utilities *(Cont'd)*

Medium and Long Term Goals

Energy

- Maintain a reliable and safe supply of electricity at all times.
- Increase the percentage of electricity generated from renewable sources from 22 percent currently to 28 percent in 2020 and 35 percent in 2030.


Wastewater

- Increase the proportion of premises connected to the sewerage infrastructure from 27 percent in 2017 to 30 percent in 2020 and to 50 percent in 2030.

Water

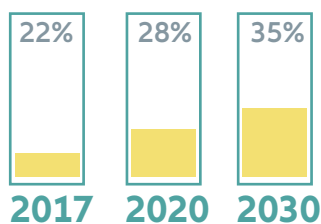
- Ensure that there is adequate supply of water to meet rising demand in the future.
- Mobilise 30 Mm³ additional water resources by 2020, and 115 Mm³ by 2030.
- Reduce water losses (non-revenue water) from 55 percent in 2017 to 50 percent in 2020, and to 37 percent by 2030.

FIGURE 24: ENERGY AND PUBLIC UTILITIES TARGETS



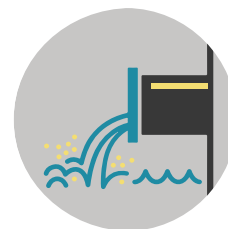
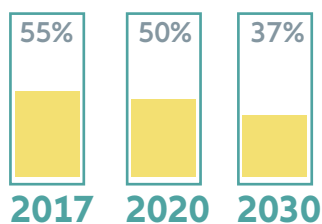
Energy

Proportion of electricity generated from renewable sources



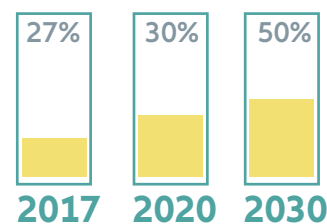
Water

Water losses (non-revenue water)



Wastewater

Proportion of premises connected to the sewerage infrastructure



Strategic Directions and Enablers

STRATEGIC DIRECTIONS

ENABLERS

ELECTRICITY

Ensure security of electricity supply, while increasing the share of renewable sources in the energy generation mix

Provide additional energy generation capacity and increase the contribution of renewable energy technologies, as well as implement energy efficiency measures:

- Increase the electricity generation capacity with the installation of a Combined Cycle Gas Turbine (CCGT) power plant of 120 MW at Fort George;
- Increase the contribution of renewable energy with a 13 MW capacity solar PV power plant at Henrietta, a wind farm of 29.4 MW capacity at Plaine Sophie and six solar farms of capacity of 65 MW;
- Installation of battery energy storage systems (18 MW) to enhance the reliability of electricity supply, regulate frequency and promote the integration of intermittent renewable energy;
- Support low income households with the installation of roof top solar panels for 2,000 households annually;
- Increase the mandatory energy efficiency labelling to two other types of household electrical appliances;
- Increase the number of energy audits in Government owned buildings; and
- Develop a framework to encourage the use of energy-efficient air conditioners.

WATER

Increase water mobilisation and improve efficiency of distribution, along with reduction of non-revenue water

- A water supply infrastructure development programme which includes replacement of old pipes, construction and rehabilitation of dams, replacement of consumer meters, construction of new service reservoirs, and construction and upgrading of treatment plants is being undertaken. More specifically:
 - Rehabilitation of La Ferme Dam;
 - Construction of a new water treatment plant at Bagatelle;
 - Replacement of about 300 km of old and defective pipes;
 - Installation of containerized pressure filtration plants;
 - Construction of service reservoirs at Rivière Dragon, Cluny, Balisson and Rivière du Rempart; and
 - Preparatory works for a new dam at Rivière des Anguilles, new water treatment plants at Pont Lardier & Mont Blanc, and rehabilitation of existing ones at Rivière du Poste, Piton du Milieu, and La Nicolière.

WASTEWATER

Extend the sewerage network across the country

- Sewerage infrastructure works will be undertaken in environmentally sensitive regions and the former CHA estates.

RADIATION PROTECTION

Ensure adequate protection of people and the environment against the harmful effects of ionising radiation

- A new radiation protection and nuclear safety legislation will be introduced.
- A Centralized Radiological Source Storage Facility will be constructed at Helvetia.

Energy and Public Utilities *(Cont'd)*

Key Actions and Targets

KEY ACTIONS

	Key Performance Indicator	Actual 2017/18 (Prov.)	Target 2018/19	Target 2019/20	Target 2020/21
Generation of electricity from renewable energy sources	Total Electricity generated from renewable energy sources (GWh)	540.6	708.1	733.6	913.1
Treatment of water for distribution	Volume of water treated (Mm ³ /year)	280	300	310	350
Upgrading of Water Supply Infrastructure	Additional length of water pipes replaced (km)	100	100	100	100
Connection of premises to the sewerage network	Number of premises connected to the sewerage network	91,314	91,940	93,465	96,365
Licensing of operators generating, distributing and transmitting electricity	Number of licenses issued (Cumulative)	-	9	11	13
Development of standards for renewable energy	Number of standards developed (Cumulative)		2	4	6

Key Projects (RS MILLION)

PROJECT	Project Value	2018/19 Estimates	2019/20 Planned	2020/21 Planned
<i>Energy and Public Utilities</i>				
Grand Baie Sewerage Project - Phase I B	2,683	306	500	696
Pailles Guibies Sewerage Project	1,874	395	400	430
CHA Estates & Low Cost Housing Sewerage Project	418	71	93	80
Highlands Sewerage Project - Phase 1	155	95	4	-
Bagatelle Water Treatment and Associated Works	1,339	419	242	16
Rivière Des Anguilles Dam	3,262	55	-	-
Pipe Replacement Programme- District Water Supply (DWS) - North (incl. Riv. du Rempart, Pereybère, Roche Noires, Plaine des Roches)	19,760	211	83	21
Pipe Replacement Programme- DWS- Port Louis (incl. Roche Bois, Plaine Verte)		117	103	22
Pipe Replacement Programme- DWS- East (incl. Alma, Malinga, Moka, Salazie, Les Mariannes, Lallmatie, Laventure, Brisée Verdier, Marie Jeanne, Quartier Militaire)		175	116	100
Pipe Replacement Programme- DWS- MAV Water Supply System (Upper & Lower)- (incl. Beau Bassin, Rose Hill, Residence Kennedy, Pierrefonds)		298	186	180
Pipe Replacement Programme- DWS- South (incl. Rose Belle, Plaine Magnien, Beau Vallon, Mont Fertile, Surinam)		185	35	-
Service reservoirs at Cluny, Rivière du Rempart, Balisson and Rivière Dragon	125	70	38	-
<i>National Water Development Co. Ltd</i>				
Replacement of 26 km of Old and Defective Water Pipes	-	122	118	-
Rehabilitation of La Ferme Dam	-	217	375	33
<i>Central Electricity Board</i>				
Setting up of a 120 MW Combined Cycle Gas Turbine (CCGT) Power Plant - Phase 1 & 2	8,155	2,270	800	2,000
Construction of GIS Substations (FUEL, Airport, Côte D'Or, Ebène, L'Avenir, Wooton, Henrietta, Chaumière and Belle Vue)	2,475	1,426	740	99
Battery Energy Storage System (BESS)	440	175	175	-
<i>CEB (Green Energy) Co. Ltd</i>				
Setting up of a solar PV farm at Henrietta (8MW)	-	260	90	-

Environment

Mission Statement

To build resilience to climate change and improve environmental performance through Sustainable Development.



Current Situation

Air temperature in Mauritius has increased by 1.2°C over the last decades, thus surpassing the global average increase of 0.85°C, while an accelerated sea-level rise of the order of 5.6 mm per year for Mauritius, has surpassed the global average rise of 3.3 mm per year.

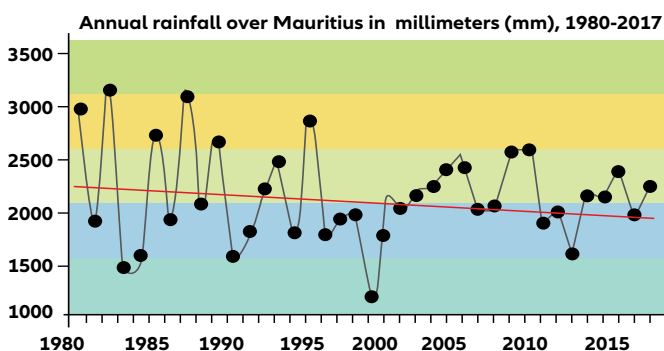
According to the World Risk Report 2017, Mauritius remains the 7th country worldwide with the highest exposure to natural hazards and is the 13th country worldwide with the highest risk of disasters. Climate change has increased the frequency, intensity and severity of disasters. Mauritius has been experiencing a higher prevalence of flash floods, larger rainfall variability and more intense tropical cyclones.

Major coastal and beach rehabilitation works are being implemented. Furthermore, the country's preparedness against disasters, together with the mainstreaming of climate change adaptation across all key sectors are being addressed. Attempts are also being made to reduce the level of greenhouse gases (GHG) emissions, which was 5.4 million metric tons in 2016.

Considering long time series of rainfall data (over 100 years), a decreasing trend in rainfall is observed. Figure 25 illustrates this situation for the period 1980 to 2017.

The frequency of short duration heavy rainfall has increased and this has led to floods/flash floods in localized areas. Paradoxically, in between the heavy rainfall events, there are relatively long dry spells.

FIGURE 25: TREND IN ANNUAL RAINFALL (MM) OVER MAURITIUS FOR THE PERIOD 1980-2017: THE LINEAR REGRESSION LINE SHOWS A DECREASING TREND



Source: Mauritius Meteorological Services (MMS) 2018

The major threats to small island developing states are, *inter alia*, sea level rise and beach erosion. Some thirteen sites have been identified where there has been accelerated beach erosion:

FIGURE 26: SITES WITH ACCELERATED BEACH EROSION



In 2017, approximately 497,000 tonnes of solid wastes were generated in Mauritius, with over 97 percent disposed at the Mare Chicose sanitary landfill. The continued increase in solid wastes generation, at an annual average rate of 2.4 percent, has significantly reduced the lifespan of the Mare Chicose landfill.

Main recent developments

- 43 Environmental Impact Assessment (EIA) licences and 8 Preliminary Environmental Report (PER) approvals issued for the period July 2017 to March 2018.
- Upgrading of infrastructure on public beaches:
 - o Infrastructural development works at Petit Sable public beach (parking area, toilet block, retaining wall, drains and landscaping works);
 - o Construction of new toilet blocks at Melville and Pointe aux Piments public beaches;
 - o Installation of 80 additional bins on 22 public beaches and 10 informative Panels at 10 others; and
 - o Provision of solar lighting facilities on 10 additional public beaches (Pointe aux Piments, Bain Boeuf, Grand Gaube, Roches Noires, Poste Lafayette, Quatre Soeurs, Providence, Baie du Cap, La Pointe Cassis Le Morne Village and Bois des Amourettes).

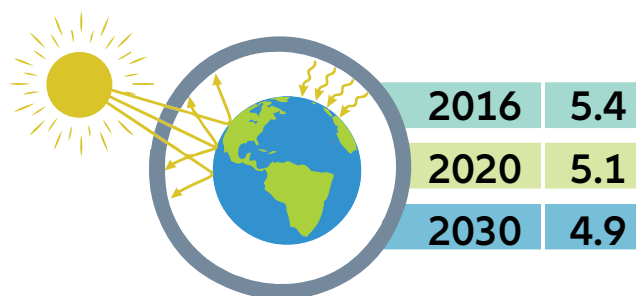
Environment (Cont'd)

- Collection, repackaging and storage of approximately 40 tonnes of obsolete chemicals at the interim storage facility for hazardous waste at La Chaumière.
- Around 100,000 banned plastic bags seized at import, of which around 60,000 have been recycled locally.
- Integration of Disaster Risk Reduction education in the new History/Geography curriculum for Grades 4 to 6.
- Contingency plans developed for twelve vulnerable and flood-prone areas, namely: Riviere des Galets, Fond du Sac, Canal Dayot, Sable Noir, Poste de Flacq, Camp Poorun, Cite Debarcadere, Cite Hibiscus (Central Flacq), Cite Argy (Flacq), Tranquebar (Camp Manna/Bangladesh) and Tombeau Bay.
- Upgrading of existing Automatic Weather Stations (AWS) and one additional AWS installed at Plaisance.

Medium and Long Term Goals

- Achieve a “cleaner, greener and safer Mauritius”.
- Prevent coastal erosion, protect and rehabilitate beaches.
- Enhance resilience to climate change impacts and other disasters.
- Promote sustainable solid waste management.
- Reduce total greenhouse gas (GHG) emissions by 30% relative to the business-as-usual scenario of 7 million metric tonnes CO₂ equivalent in 2030.

**FIGURE 27: GREENHOUSE GAS (GHG) EMISSIONS
(MILLION METRIC TONNES)**



Strategic Directions and Enablers

Our coastal zone, which is of vital importance to the socio-economic development of Mauritius, is subject to severe erosion, major threats of sea-level rise and environmental degradation as a result of land and sea-based activities and climate change.

There is also an increasing need to sustainably manage the rising volume of solid waste through the development of resource efficiency initiatives and ensure proper disposal of hazardous waste.

The following strategies are being implemented:

STRATEGIC DIRECTIONS	ENABLERS
Increase the country's resilience to climate change	Enhance climate change mitigation and adaptation policies: <ul style="list-style-type: none"> o Develop a nationally appropriate mitigation action plan towards a low carbon economy. o Implement policy measures for the introduction of cleaner fuels, promotion of energy efficient vehicles and enhanced traffic management. o Pursue coastal rehabilitation programme including upgrading of beaches at priority eroded sites.
Upgrading of the physical environment to achieve a "cleaner, greener and safer Mauritius"	Embellishment of public sites and cleaning of water courses: <ul style="list-style-type: none"> o Upgrade and embellish the physical environment at various degraded public sites with the construction of health tracks, endemic gardens and children gardens. o Clean up natural water courses and remove debris from our general drainage systems to improve the free flow of rain water at various sites around the island. o Implement continued erosion control measures at river banks at critical locations.
Uplift and enhance beach amenities	<ul style="list-style-type: none"> • Implement Beach Management Plans to ensure an integrated approach for orderly development of proclaimed public beaches.
Ensure a sustainable Solid Waste Management system	<ul style="list-style-type: none"> • The landfill capacity will be increased by at least 5 years through vertical expansion. • In parallel, additional land is being identified for waste disposal.
Implement an effective disaster risk reduction and response strategy	<ul style="list-style-type: none"> • Measures will be undertaken at governance, institutional and community levels. • A National Multi-Hazard Emergency Alert System will be installed to deliver timely emergency alert messages to population at risk.
Meteorological Services: Improve accuracy of weather forecasting	<ul style="list-style-type: none"> • The Doppler weather radar will cover a radius of 450 km and will improve the forecasting of extreme weather events such as tropical cyclones, heavy rainfall and floods/flash floods. It will be operational by December 2018.

Environment (Cont'd)

Key Actions and Targets

KEY ACTION	Key Performance Indicator	Actual 2017/18 (Prov.)	Target 2018/19	Target 2019/20	Target 2020/21
<i>Environment and Sustainable Development</i>					
Address beach erosion issues at critical coastal sites	Number of critical coastal sites rehabilitated and protected	-	5	5	3
Revamping of popular public beaches as per Beach Management Plans	Number of beaches where works initiated	-	1	1	1
Cleaning of Natural water courses to improve the free flow of rain water	Number of sites cleaned	32	30	30	30
Optimisation of Mare Chicose landfill through 'Wedge Works' in-between closed cells	Additional disposal capacity for Solid Waste created (m3)	-	300,000	200,000	-
Implementation of National Multi-Hazard Emergency Alert System	Common Alerting Protocol System operational on pilot basis		June 2019		
<i>Mauritius Meteorological Services</i>					
Obtain real time data in flash-flood prone and other vulnerable areas	Number of Automatic Rainfall Stations installed	-	1	1	1
Improve the accuracy of weather forecast	Level of accuracy of weather and climate information	80%	81%	83%	85%


Key Projects (RS MILLION)

PROJECT	Project Value	2018/19 Estimates	2019/20 Planned	2020/21 Planned
<i>Environment and Sustainable Development</i>				
Provision of amenities on public beaches and implementation of Beach Management Plans	-	40	40	40
Rehabilitation and reprofiling of beaches	-	90	90	90
Coastal Rehabilitation- (Climate Change Adaptation Programme)	-	50	42	5
Cleaning and Rehabilitation of rivers	-	10	10	10
Clean up Mauritius & embellishment campaign- "Moris Nou Zoli Pei"	-	70	65	35
Mare Chicose Landfill Site (incl. Wedge works & consultancy services for vertical expansion)	815	85	26	24
Implementation of Emergency Alert System in Mauritius	48	25	23	-
<i>Mauritius Meteorological Services</i>				
Acquisition of Doppler Weather Radar	537	162	-	-

Public Infrastructure & External Communication

Mission Statement

To provide world-class inland transport, port and airport infrastructure for increased connectivity and mobility as an engine of growth



Current Situation

Land Transport

The total road network stood at some 2,350 km as at April 2018, including 1,292 km of classified roads, of which 100 km of Motorway. There were around 2,109 public buses serving Mauritius and Rodrigues on more than 322 routes. The number of vehicles (cars, motorcycles, vans, trucks and buses) rose to 531,797 in 2017 from 507,676 in 2016.

As at April 2018, there were 1,500 contractors and 800 consultants registered with the Construction Industry Development Board operating in the construction industry.

Main recent developments:

- Works on major road decongestion projects namely Metro Express, Jumbo-Phoenix Roundabouts, and A1-M1 Bridge have started.
- The Bus Modernisation Scheme has been enhanced to allow bus operators to replace their existing bus fleet with eco-friendly buses.
- A Road Safety Audit has been completed in October 2017 to identify road safety problems and recommendations made on mitigation measures are being implemented.
- 2 Moto Ecoles became operational since March 2018 to improve the learning and licensing process for riders of motorcycles.

Port

Port Louis is the sole maritime gateway of the country. It handles 99 percent of the total volume of external trade and contributes 2 percent to GDP.

Main recent developments:

- The Mauritius Container Terminal berths have been extended to 800 metres and strengthened to establish Port-Louis as a full-fledged container transshipment hub in the region.
- The navigational channel has been dredged to 16.5 metres, making Port Louis the deepest

port in the region capable of accommodating the largest mother vessels of 12,000 TEUs.

- The capacity of the Mauritius Container Terminal has been increased to 750,000 TEUs (from 550,000 TEUs) allowing Port Louis to handle more transshipment traffic.
- 7 cranes are now available for loading and unloading of vessels, positively impacting on port productivity.
- Total cargo traffic has increased by 3 percent to reach 7.5 million tonnes in June 2018.
- The total number of vessels that took bunker at Port-Louis increased by almost 12 percent to reach 2,011 in 2017.

Airport

Currently, more than 20 scheduled airlines serve more than 30 destinations through the SSR International Airport. The passenger terminal handles some 1,640 passengers per hour (both arrivals and departures) and has a capacity of 4 million passengers per year. The Airport is operating at 92 percent of its capacity.

Main recent developments:

- Lease Agreements signed with three major Operators/Developers for the newly developed Cargo, Freeport and Logistics zone. A fourth operator will start its operations before end-June 2018.
- The air freight traffic has increased by nearly 18 percent in 2017, reaching almost 61,000 tonnes for both inbound and outbound cargo (incl. transshipment).
- The Aviation Training Centre of AML has acquired TrainairPlus accreditation as associate member, thus giving it access to a database of Training Programmes at nominal costs.

National Development Unit

Main recent developments:

- Some 800 projects (471 roads, 217 drains and 102 amenities) implemented around the island.
- 5 drain projects completed in Rodrigues.

Public Infrastructure & External Communication *(Cont'd)*

Medium and Long Term Goals

Land Transport

- A modern, safe and efficient land transport system and road network for improved connectivity and mobility of people and goods.
- An initial 13 km of Light Rail Transit System operational by September 2019, and an additional 13 km by September 2021.
- 25 km of new road network will be added to the existing 1,292 km of main road by 2020, and a further 85 km targeted by 2030.

Port


- Transform Port Louis into a major logistics and maritime hub.

- Increase Container Terminal capacity to 1 million Twenty-foot Equivalent Units (TEUs) by 2020 and to 2.5 million TEUs by 2030 with the coming into operation of the Island Container Terminal.
- Improve productivity to 29 moves per hour in 2020 and to 35 moves per hour in 2030.

Airport

- Develop SSR International Airport into a major regional logistics and aviation hub.
- Increase passenger handling capacity to 4.5 million by 2020 and 6 million by 2030.
- Expand air freight traffic to 65,000 tonnes in 2020 and 100,000 tonnes by 2030.

FIGURE 28: PUBLIC INFRASTRUCTURE TARGETS



Strategic Directions and Enablers

Land Transport, Government Buildings and Vehicles

The key challenges are i) traffic congestion, ii) increase in number of road traffic accidents, and iii) increasing public transport subsidies. In addition, inadequate maintenance plan for Government

buildings and vehicles, mostly ageing, is impairing effectiveness of public services leading to higher operating and replacement costs.

The following strategies are being implemented:

STRATEGIC DIRECTIONS	ENABLERS
Alleviate traffic congestion	<ul style="list-style-type: none"> • Traffic re-engineering. • Construct new roads, bridges, flyovers and bypasses, where required. • Introduction of the Light Rail Transit system.
Modernise public transport system	<ul style="list-style-type: none"> • Bus modernisation scheme to encourage renewal of the fleet with low emission buses. • Redevelop the Bus Terminals in Port Louis, Rose Hill, Quatre Bornes, Vacoas, and Curepipe into modern urban terminals integrated with the metro system. • Introduce cashless ticketing system. • Online registration for Motor Vehicle Licences (MVL).
Encourage private sector participation in infrastructure projects	<ul style="list-style-type: none"> • Adopt cost sharing policy in the context of smart city projects, where the private sector will contribute in financing new road projects.
Improve road safety	<ul style="list-style-type: none"> • Conduct rigorous educational, training and awareness programmes. • Provision of safety devices in identified risky areas. • Installation of conspicuous traffic signs to alert drivers of accident-prone areas.
Address geotechnical problems in affected areas	<ul style="list-style-type: none"> • Set up a Geotechnical Unit with adequately trained personnel to provide technical advice on infrastructure projects with respect to geotechnical risks.
Adequate maintenance of Government buildings and vehicles	<ul style="list-style-type: none"> • Develop new guidelines to ensure adequate maintenance of Government buildings. • Develop a vehicle management system to ensure proper maintenance of vehicles so that the fleet is economically and sustainably managed.

Public Infrastructure & External Communication *(Cont'd)*

Strategic Directions and Enablers

Port

There is need to ensure that port infrastructure facilities are used optimally. The main constraints are i) lower port productivity than competitors in the region (an average of 22 crane mph against 30 mph by regional competitors), ii) frequent downtime owing to bad weather, and iii) lengthy

vessel clearance procedures (which require some 57 documents per port call and take around 2 hours). Moreover, the connectivity to Madagascar and eastern coast of Africa is low and freight rates are exorbitant.

The following strategies are being implemented:

STRATEGIC DIRECTIONS	ENABLERS
Improve port productivity for optimal operation of cranes	<ul style="list-style-type: none">Recruit and train adequate staff to ensure that cranes are fully operational and to sustain a minimum of 25 crane moves per hour day and night.
Minimise closure of port operations owing to bad weather	<ul style="list-style-type: none">Implement the first phase of the Island Terminal project comprising construction of a 2 km long breakwater to create a tranquil basin in front of the Mauritius Container Terminal and a navigation channel dredged to 18 metres that will enable handling of the largest container vessels and reduce downtime due to bad weather conditions.
Enhance cruise reception facilities	<ul style="list-style-type: none">Construction of a Cruise Terminal Building at Les Salines will accommodate both Cruise and Inter-Island passenger traffic, which is expected to reach 60,000 passengers by 2020. Cruise traffic is expected to increase to 50 cruise liner calls by 2020.
Transform Port Louis into a SMART port	<ul style="list-style-type: none">Recruitment of a Port Consultant to audit the current situation and make recommendations.The objective is to develop single window guidelines and framework that covers the entire life cycle for vessels calling at Port Louis.
Address the issue of connectivity and high freight rates to Madagascar and eastern coast of Africa.	<ul style="list-style-type: none">Acquisition of a multi-purpose vessel by MSCL.With the development of Port Louis into a transshipment hub, the increased activities of the major shipping lines will also provide enhanced connectivity to the region.

Strategic Directions and Enablers (Cont'd)

Airport

The main challenges are (i) limited passenger terminal capacity with sustained growth in traffic, and (ii) the need to improve border control system at the Airport to accelerate the process of passenger clearance.

The following strategies are being implemented

STRATEGIC DIRECTIONS	ENABLERS
Expand passenger handling capacity	<ul style="list-style-type: none"> Review of the Airport Master Plan to cater for increase in traffic for the next 20 years. Refurbish the old passenger terminal to expand passenger handling capacity by 500,000. Extension of the new passenger terminal.
Improve border control and process of passenger clearance	<ul style="list-style-type: none"> Implement a new Passenger Information System.
Improve performance of Aircraft Rescue and Fire Fighting services	<ul style="list-style-type: none"> Set up an Aircraft Rescue and Fire Fighting Simulator to provide more practical training and development towards handling any emergency relating to an aircraft.

Land Drainage Management

Owing to climate change, Mauritius has been experiencing a higher prevalence of flash floods and larger rainfalls variability.

The following strategies are being implemented

STRATEGIC DIRECTIONS	ENABLERS
Improve flood resilience	<ul style="list-style-type: none"> Flood risk mapping through Aerial 3D imagery Digital Elevation Model. Preparation of a Land Drainage Masterplan to provide a multi-year national flood risk reduction strategy.
Address flooding problems in a holistic manner	<ul style="list-style-type: none"> Implementation of drainage infrastructure in flood prone areas. Regular maintenance and cleaning of existing drainage infrastructure, rivers and canals. Combat illegal dumping of wastes in rivers, canals and drains. Audit of rivers and watercourses to assess their carrying capacity and remedial measures to increase their hydraulic flow. Intensify inspection and enforcement of conditions of Building and Land Use Permits to prevent illegal constructions. Promoters of morcellement projects will be required to prepare and submit as part of the EIA report a full-fledged Drainage Impact Assessment (DIA).
Enhance response to floods	<ul style="list-style-type: none"> Specialised training of firefighters for rescue operations during flooding. Implementation of the National Multi-Hazard Emergency Alert System to deliver timely emergency alert messages to the population at risk.

Public Infrastructure & External Communication *(Cont'd)*

Key Actions and Targets

KEY ACTION	Key Performance Indicator	Actual 2017/18 (Prov.)	Target 2018/19	Target 2019/20	Target 2020/21
<i>Public Infrastructure and Land Transport</i>					
Implement the Road Decongestion Programme	Jumbo Phoenix roundabouts reconstructed	-	20%	40%	100%
	A1-M1 bridge constructed	-	20%	40%	100%
	Flyover at M1 at Decaen Street constructed	30%	100%		
	St Julien Bypass completed	-	Oct 2018		
Implement Road Safety measures	Kilometres of roads made safe through installation of road safety devices	105	125	125	125
Modernise the public Transport System	Introduction of cashless payment system		Jun 2019		
Implementation of Metro Express system	Railway legislation enacted		Apr 2019		
	Phase 1 (from Port Louis to Rose-Hill) operational			Sep 2019	
Develop new guidelines for maintenance of Government Buildings	New guidelines operational		Jan 2019		
<i>External Communications</i>					
Modernise port infrastructure	Volume of cargo traffic (million tonnes)	7.5	8.5	9.3	10.2
	Volume of Container Transshipment Traffic (In and Out) - TEUs	270,000	380,000	475,000	580,000
Improve port productivity	Crane productivity (moves per hour)	22	25	27	29
Improve cruise reception facilities	Number of cruise liner calls	37	41	45	50
Enhance Cargo and Freeport development at the Airport	Volume of air cargo (tonnes)	61,000	62,000	64,000	65,000
<i>National Development Unit</i>					
Addressing flooding problems in a holistic and coordinated manner	Number of drain projects implemented	217	220	225	236
Flood risk mapping through Aerial 3D imagery Digital Elevation Model	Production of Digital Elevation Maps covering whole of Mauritius and Rodrigues		April 2019		

Key Projects (RS MILLION)

PROJECT

PROJECT	Project Value	2018/19 Estimates	2019/20 Planned	2020/21 Planned
<i>Public Infrastructure</i>				
Road Maintenance and Rehabilitation	-	600	600	600
Construction of La Vigie - La Brasserie Link Road	-	200	300	74
Construction of Flyover at De Caen Street, Port Louis	377	201	18	-
Refurbishment of Emmanuel Anquetil Building	156	46	49	43
Construction of Jin-Fei Port Road	331	200	56	-
Repair of Embankment Failure on Terre Rouge/ Verdun Road	326	169	17	-
Construction of Cap Malheureux Bypass	200	75	120	5
Upgrading of Radier St Martin at Bel Ombre	76	34	3	-
Construction of Jumbo Phoenix Roundabout and A1-M1 Bridge	4,527	1,070	1,700	1,094
Upgrading of B28 Road from Deux Freres to Bel Air	212	50	157	5
Upgrading of Ebene Flyover	250	100	135	15
Improvement of Bend at Nouvelle Decouverte	70	60	8	2
<i>Land Transport</i>				
Construction of Metro Express system	18,800	9,006	2,856	1,752
Road Safety Programme		200	200	200
<i>Port and Airport Development</i>				
Island Container Terminal (Study)	62	28	-	-
Cruise Terminal Building	700	396	231	49
Procurement of one big Tug	400	100	200	100
New Control Tower including equipment	763	485	240	13
Refurbishment of oil jetty (M & E)	116	93	23	-
Procurement of three small tugs	140	42	84	14
Construction of Breakwater at Fort William & Caudan	800	300	450	50
Future Passenger Terminal Expansion Project at SSR International Airport	6,000	-	50	1,575
Refurbishment of the Departures Boarding Lounge of the old Passenger Terminal	250	225	13	12
Construction of Fishing Port at Fort William	1,400	-	300	600
<i>Civil Aviation</i>				
Replacement Of Very Small Aperture Terminal (VSAT)/Very High Amplitude Modulation (VHF-AM) System	80	17	8	-
<i>National Development Unit</i>				
Construction and Upgrading of Drains	-	750	450	400
Construction & Upgrading of Roads	-	300	300	300
Construction and upgrading of amenities	-	95	82	79

Public Order & Safety

Mission Statement

**To enhance security and safety
in the country by reducing the
level of crime**



Current Situation

Main players upholding Law & Order:



Judiciary

Administers Justice & maintains an independent judicial system

Safeguards the rights and freedom of individuals



Attorney General's Office

Provides independent legal advice and representation

Contributes to a fair legal system and promotes the rule of law in the public interest



Mauritius Police Service

Enforces the law, enhances national security and protects the country from security threats



Mauritius Prison Service

Manages and rehabilitates offenders for their re-integration in society

Main recent developments of each department:

Judiciary

The Digital court recording system has been upgraded to ensure accurate record keeping and speedier delivery of justice.

Attorney General's Office

- Civil Advice and Representation (from July 2017 to April 2018):
 - 10,747 requests for advice were entertained and 2,187 civil cases were dealt with
 - Number of cases heard before the Judicial Committee of the Privy Council is 25.
- Number of Bills prepared, Acts gazetted and Regulations gazetted (including Proclamations and Cabinet Memorandum) amounted to 410 in 2017.
- Out of 16,996 cases referred to the Office of the DPP, 1,196 were heard before the Intermediate Court, 52 were heard and lodged before the Assizes and 193 were referred for Appeal before the Supreme Court. 9 cases were referred to the Judicial Committee of the Privy Council.

Mauritius Police Service

- Total market value of Rs 415.6 million of drugs seized from July 2017 to April 2018.
- 77 Police Stations and the Central Crime Investigation Department equipped with CCTV and audio recording systems.
- 65 Search and Rescue Operations at sea conducted by the National Coast Guard.
- CGS Valiant operational for enhanced surveillance of our territorial waters and rapid intervention at sea.

Mauritius Prison Service

- Operationalisation of a new mechanical and electrical workshop at Eastern High Security Prison, Melrose.
- Some 325 detainees have followed accredited Vocational and Educational Programmes including Primary School Achievement Certificate, Music & Distance Learning Courses.
- Launching of Residential Rehabilitation Lotus Centre at Eastern High Security Prison, Melrose.
- Re-Opening of Phoenix Prison.

Public Order & Safety *(Cont'd)*

Medium and Long Term Goals

Move towards a national system that guarantees security and safety of people living in Mauritius.

FIGURE 29: CRIME RATE TARGETS



Reduce crime rate from 4.8 per thousand population in 2016 to 4.5 by 2020 and to less than 4.0 by 2030.

Strategic Directions and Enablers

The key challenges being faced include the rise in the scourge of synthetic drugs, emergence of new types of crime such as financial and cyber-crimes and an increase in the number of illegal activities such as maritime piracy in the Exclusive Economic Zone. The number of road accidents causing death or serious injury has also been increasing.

The following strategies are being implemented :

STRATEGIC DIRECTIONS	ENABLERS
JUDICIARY	
Uphold independence and objectivity in justice administration	<ul style="list-style-type: none">• Introduce legislation to separate Court of Appeal and the High Court to improve public perception of independence in dispensing justice and streamlining appeal cases.
ATTORNEY GENERAL'S OFFICE	
Provision of quality legal services	<ul style="list-style-type: none">• Provide appropriate capacity building to ensure quality legal advisory, litigation and drafting services.
POLICE SERVICE	
Combat crime and drug proliferation	<ul style="list-style-type: none">• Scaling up of the Safe City Project to the national level.• Equip the police workforce with appropriate state-of-the-art equipment and carry out training to meet current and future challenges.• Strengthen collaborative partnerships with local and international partners to address issues such as road safety, drug scourge and maritime security.

STRATEGIC DIRECTIONS	ENABLERS
POLICE SERVICE	
Effective traffic & road safety management	<ul style="list-style-type: none"> Installation of Intelligent Traffic Surveillance Cameras along motorways, main roads and public places
Create safer neighbourhoods	<ul style="list-style-type: none"> Provide timely and professional responses to public request and emergencies and maintain confidence through a problem solving approach. Strengthen operational capabilities through patrols, investigations, intelligence development and other innovative strategies.
PRISON SERVICE	
Reduce reoffending and rehabilitate detainees for re-integration in society	<ul style="list-style-type: none"> Implement best correctional practice and comprehensive rehabilitation programmes. Enhance opportunities for vocational and education training. Adapt rehabilitation programmes to cater for an increasing number of young offenders.
FORENSIC SCIENCE LABORATORY	
Improve detection of drug abuse cases among drivers	<ul style="list-style-type: none"> Implement Drug Driving screening through investment in specialised equipment and capacity development to process Drug Driving Cases.

Key Actions and Targets

KEY ACTION

	Key Performance Indicator	Actual 2017/18 (Prov.)	Target 2018/19	Target 2019/20	Target 2020/21
<i>Attorney General's Office</i>					
Timely delivery of legal advisory services	Average time for tendering legal advice(days)	10	10	10	10
.....					
All policies requiring legislative actions effectively translated into appropriate legislations	Average time for policies to be translated into appropriate legislations (weeks)	6	6	6	6
.....					
Timely advice on criminal investigations and decisions to prosecute cases	Percentage of cases that are processed within 8 weeks	≥ 90	≥ 90	≥ 90	≥ 90

Public Order & Safety *(Cont'd)*

Key Actions and Targets

KEY ACTION

	Key Performance Indicator	Actual 2017/18 (Prov.)	Target 2018/19	Target 2019/20	Target 2020/21
<i>Judiciary</i>					
Timely delivery of judgements	Percentage of outstanding cases at the Supreme Court	48	42	40	38
Construction works for a New Supreme Court Building	Percentage completion of construction works	20	80	100	
Putting in place an electronic Revenue Register for proper monitoring of revenue collection	Electronic Revenue Register operational	10%	100%		
<i>Police Service</i>					
Ensure safer neighbourhoods by reducing Crime against Property (Larceny with aggravating circumstances)	Percentage reduction in number of reported cases of crime against property	-	2	1	1
Render our roads safer through targeted crack-down operations against road traffic offences	Number of road traffic operations in relation to speeding, use of mobile phone and drunk driving	420	450	475	500
Increase detection rate in all reported cases of crimes	Detection rate in reported cases of crimes	44%	45%	46%	48%
Increase effectiveness in arrest and seizure in drug-related operations	Percentage of drug related operations resulting in arrest and seizure	75	78	80	80

Key Actions and Targets

KEY ACTION

	Key Performance Indicator	Actual 2017/18 (Prov.)	Target 2018/19	Target 2019/20	Target 2020/21
<i>Forensic Science Laboratory</i>					
Implementation of Drug Driving Screening as from Jan 2019	Time taken to submit analysis report (days)	-	45	30	15
<i>Prison Service</i>					
Fight against recidivism through comprehensive rehabilitation programmes	Percentage of detainees imprisoned more than once	68	67	66	65
Increase in capacity for detainees to follow Educational & Vocational Training.	Number of detainees following MQA Approved educational and vocational training.	325	330	340	350
Detoxification Programme at the Eastern High Security Prison to help substance abusers released from Prison to live a drug-free life in the community	Number of detainees following the detoxification programme	51	75	75	75

Key Projects (RS MILLION)

PROJECT

	Project Value	2018/19 Estimates	2019/20 Planned	2020/21 Planned
<i>Judiciary</i>				
Construction of New Supreme Court	1,100	600	156	-
Computerisation of Revenue Collection system	15	12	-	-
<i>Forensic Science Laboratory</i>				
Acquisition of Laboratory Equipment	-	31	17	17
Construction of Forensic Laboratory	-	28	93	104
<i>Police Service</i>				
Safe City Project	-	460	642	642
Project Trident - Integrated Development Project for the National Coast Guard	-	150	500	1,200
Mauritius Disciplined Forces Academy	-	97	317	358
Construction of Police stations at Cent Gaulettes, Moka, Camp Diable, Pamplemousses, Vallee Pitot, L'Escalier & Grande Montagne	136	37	37	25
Regional Detention Centre at Piton	75	15	50	9
Implementation of Advance Passenger Information System (APIS)	225	110	104	11

General Public Services

Mission Statement

To contribute in building a modern and fair society and instill a culture of excellence in the Civil Service



Current Situation

Government acts as the facilitator, regulator and provider of essential services through:

- Central Government, covering Ministries and Departments;
- Statutory Bodies and Government agencies;
- Rodrigues' Regional Assembly; and
- Local Government covering Municipalities and District Councils.

The public sector contributes to around 20 percent of GDP and employs 99,700 people.

Main recent developments

Prime Minister's Office

- A Migration and Development Policy has been developed to consolidate joint efforts and partnerships among all stakeholders.
- The National Economic and Social Council has been set up to address key socioeconomic issues.
- The Citizen Support Unit portal is also operational in Rodrigues since October 2017.
- A Visitor Medical Visa, issued to foreign patients upon arrival, has been introduced to promote the development of private health care.

Local Government

- Over 400 projects have been implemented across all municipal and district councils.
- The Mauritius Fire Code has been finalised and will be given legal status through an amendment to the Mauritius Fire and Rescue Service Act.

Civil Service

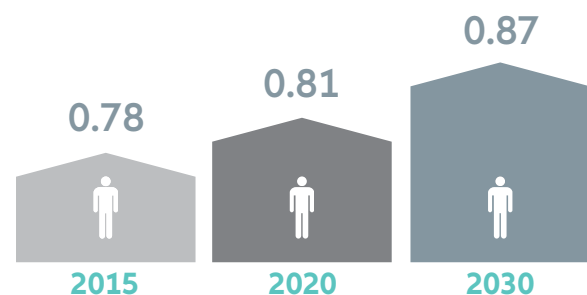
- Out of the 6,779 vacancies filled between July 2017 and March 2018, 3,867 were at entry level and 2,912 at promotional level.
- 150 Schemes of Service have been prescribed.
- The Governance structure for implementation of the Public Sector Business Transformation Strategy has been finalised and Ministries/

Departments are in the process of implementing the strategy.

Medium and Long Term Goals

- An inclusive society without any discrimination.
- Vibrant local democracy and good governance in the management of the affairs of the Local Authorities.
- A highly capable workforce, operating at a consistently high standard.
- Mauritius will maintain its 1st position in the Mo Ibrahim Index of African Governance.
- By 2021, Mauritius will enter the league of countries with Very High Human Development Index (HDI).

FIGURE 30: HDI SCORE TARGETS FOR MAURITIUS



General Public Services (Cont'd)

Strategic Directions and Enablers

STRATEGIC DIRECTIONS	ENABLERS
Strengthen border control	<ul style="list-style-type: none"> Reinforce the current legal framework. Ensure an effective migration management that responds to the socioeconomic priorities and challenges of Mauritius.
Empower citizens to take informed decisions on subjects of public interest	<ul style="list-style-type: none"> Provide timely and relevant information on Government policies, action, and activities for better understanding by the population.
Local Authorities to deliver services efficiently and effectively	<ul style="list-style-type: none"> Empower Local Authorities through the appropriate legal and funding framework.
Improve intervention and response time in cases of emergencies such as fire, flash flood, cyclones and major accidents	<ul style="list-style-type: none"> Capability development of the Mauritius Fire and Rescue Service.
Create an efficient and effective service delivery culture	<ul style="list-style-type: none"> Adopt human resource strategies conducive to meeting customer needs. Ensure that Public Officers are continuously adapting, developing and implementing new skills in the workplace. Set up a financially sustainable pay policy.

Key Actions and Targets

KEY ACTION	Key Performance Indicator	Actual 2017/18 (Prov.)	Target 2018/19	Target 2019/20	Target 2020/21
<i>Prime Minister's Office</i>					
Ensure safe and orderly migration to prevent abuse and exploitation and discourage entry of foreign nationals with ill intentions	Immigration Act amended	-	April 2019	-	-
Investigation of complaints received in relation with discrimination through the Equal Opportunities Commission	Percentage of investigations completed for complaints received	22	25	25	25
Restoration of Civil Status Records/ Documents (Birth, Death & Marriage)	No of records restored (Cumulative)	-	600,000	1.2 million	1.8 million

Key Actions and Targets

KEY ACTION

Key Action	Key Performance Indicator	Actual 2017/18 (Prov.)	Target 2018/19	Target 2019/20	Target 2020/21
<i>Government Printing</i>					
Ensure safe and orderly migration to prevent abuse and exploitation and discourage entry of foreign nationals with ill intentions	Immigration Act amended	-	April 2019	-	-
<i>Local Government & Outer Islands</i>					
Investigation of complaints received in relation with discrimination through the Equal Opportunities Commission	Percentage of investigations completed for complaints received	22	25	25	25
Restoration of Civil Status Records/ Documents (Birth, Death & Marriage)	No of records restored (Cumulative)	-	600,000	1.2 million	1.8 million
Timely printing services	Percentage of publications delivered within 9-12 weeks	78	80	82	84
Rehabilitation of Plaza Theatre – Phase III	Percentage of renovation		20	100	
<i>Civil Service and Administrative Reforms</i>					
Rehabilitation of Town Hall of Curepipe	Percentage of renovation works completed		40	100	
Rehabilitation of Port Louis Theatre- Phase I	Percentage of renovation works completed	25	100		
Enforcement of statutory fire safety requirements in high risk premises	Percentage of high risk premises inspected complying with fire safety requirements	>90	>90	>90	>90
Access to internet connectivity in Agalega	Provision of 10 Mbps bandwidth capacity		Sept 2018	-	
Operationalization of the Payroll, Human Resources, Self-Service, Performance Management and Learning Management modules of the Human Resource Management Information System (HRMIS)	Number of HRMIS modules ready for implementation	-	4	1	
	Rolling out and implementation in other Ministries/ Departments on a phased basis Payroll		>60%	>80%	>100%
Improving efficiency of public officers through Capacity Building and Capability Development Programme, customized	Number of Public Officers trained	6,034	10,000	11,000	12,000

General Public Services (Cont'd)

Key Projects (RS MILLION)

PROJECT	Project Value	2018/19 Estimates	2019/20 Planned	2020/21 Planned
<i>Prime Minister's Office</i>				
Upgrading of Crime Intelligence System	-	13	13	13
<i>Government Printing</i>				
Construction of New Building for Government Printing at Pte aux Sables	468	75	125	237
<i>Civil Service and Administrative Reforms</i>				
Integrated Human Resource Management Information System	414	50	20	16
<i>Local Government and Outer Islands</i>				
Construction and upgrading of drains across the island	-	100	-	-
Construction and upgrading of amenities	-	400	120	120
Construction of New District Council Head Offices for Pamplemousses D.C, Flacq D.C & Savanne D.C	178	50	80	41
Construction of Market Fair at Bel Air	118	28	50	20
Construction of Market Fair and Traffic Centre at Goodlands	276	38	80	121
Construction of Market Fair at Chemin Grenier	125	28	50	30
Construction of Market Fair at Mahebourg	85	28	40	10
Renovation of Plaza Theatre Phase III	324	54	70	140
Renovation of the Town Hall of Curepipe	145	-	60	20
Setting up of 16 Incinerators at Mahebourg, Souillac, Grand Bois, Highlands, Allee Brilliant, La Marie, Solferino, Bigara, Rose Hill, Quatre Bornes, Richelieu, Vallee des Pretres, Calebasses, Congomah, Montagne Blanche and Chamouny	-	200	-	-
<i>Fire Services</i>				
Rose Belle Fire Station	61	30	11	



The background of the entire page is a photograph of an ornate, dark metal gate. The gate features intricate scrollwork and a central circular medallion. On the medallion, there is a French inscription in gold lettering: "MUR QUI S'OPPOSE A LA PENSEE ET A MON DROIT". The gate is set against a backdrop of lush green trees and a building with a white facade and a dark roof.

Constitutional Bodies

Mission Statement

To provide efficient, reliable and high quality public services to protect the rights of Mauritians

Current Situation

The constitutional bodies promoting efficiency and transparency in the public sector are as follows:

National Assembly: aims at a well-supported legislature for oversight and a well-informed public regarding legislative proceedings.

From July 2017 to April 2018:

- o 26 bills out of 29 have been passed and assented to.
- o The 2nd Report of the Public Accounts Committee was tabled in March 2018.
- o The Parliamentary Gender Caucus submitted two reports in April 2018 (Gender Audit in Civil Service & Sociological Profiling of perpetrators of domestic violence in Mauritius).

Office of the Electoral Commissioner: provides an independent, impartial and professional electoral service that meets the needs of all stakeholders.

National Audit Office: provides independent assurance to the National Assembly on the use of public resources and promotes good governance by enhancing accountability in the public sector.

Public Service Commission: ensures that Mauritius has a professional and efficient Civil Service geared towards excellence. The implementation of e-recruitment in February 2018 has enabled members of the public to apply online. From July 2017 to March 2018:

- o Number of vacancies filled at promotional level: 2,369
- o Number of vacancies filled at entry level: 1,519

Local Government Service Commission: provides qualified and suitable human resources to Local Authorities in a timely manner. From July 2017 to April 2018:

- o Number of vacancies filled: 226
- o Number of promotions/appointments approved: 382

Independent Commission Against Corruption: mandated to fight corruption through investigation, prevention and education. During current financial year:

- o Assets worth Rs 180 million of persons reasonably suspected to be involved in money laundering were attached by the Supreme Court.
- o 18 new cases were lodged before the Intermediate Court and 16 persons were convicted by the Intermediate Court either for corruption or money laundering offences.

The constitutional bodies involved in protecting the rights of Mauritian and in dispute settlements are as follows:

Public Bodies Appeal Tribunal: it allows aggrieved public officers to appeal against the decision of Public Bodies with regard to appointment exercises or disciplinary actions. From July 2017 to April 2018, a total of 1,274 out of 1,378 appeals were dealt with.

Office of Ombudsman: addresses issues arising from maladministration in the public sector and redresses any wrongdoings. From July 2017 to April 2018, 586 complaints have been received and 438 finalised.

Employment Relations Tribunal: arbitrates and settles disputes between workers, or trade unions of workers and employers or trade unions of employers. From July 2017 to April 2018, 22 awards delivered and 7 orders made.

National Human Rights Commission: protects and promotes human rights through investigation and sensitisation. Some 2,000 persons sensitized during current financial year.

Office of Ombudsperson for Children: ensures that the rights, needs and interests of children are given due consideration by the society. Over 3,500 adults and children sensitized on the rights of the child and related issues during current financial year.

Constitutional Bodies (Cont'd)

Medium and Long Term Goals

- Uphold the principles of good governance, ethics, transparency and accountability across all public institutions.
- Improve the ranking and score of Mauritius under the Corruption Perceptions Index (CPI) of Transparency International.

FIGURE 31: CORRUPTION PERCEPTIONS INDEX RANKING



Mauritius is currently ranked 54th (6th in Africa) with a score of 50.

Strategic Directions and Enablers

STRATEGIC DIRECTIONS	ENABLERS
PROMOTING EFFICIENCY IN THE PUBLIC SECTOR	
Modernise public services	<ul style="list-style-type: none">• Harness the potential of information and communication technologies to reduce processing time and improve efficiency and quality of service delivery.
Improve corruption prevention and investigation	<ul style="list-style-type: none">• Develop a National Anti-Corruption Policy and Strategy.• Implement a technology-based investigation system to enhance effectiveness.
Expand the democratic space of the nation	<ul style="list-style-type: none">• Set up a Youth Parliament which will serve as a platform for youth to voice out and discuss issues of national importance.
PROTECTION OF THE RIGHTS OF MAURITIANS	
Protect and promote human rights	<ul style="list-style-type: none">• Enhance Human Rights sensitisation sessions through a wider network targeting both general public and specific audiences.• Encourage participation of children so that they become champions in advocating for their rights.
Ensure fair treatment	<ul style="list-style-type: none">• Safeguard rights of citizens through fair and timely resolutions of cases and adequate follow-up actions by public bodies

Key Actions and Targets

KEY ACTION

Key Action	Key Performance Indicator	Actual 2017/18 (Prov.)	Target 2018/19	Target 2019/20	Target 2020/21
<i>National Assembly</i>					
Setting up of a Youth Parliament to provide a platform for young people to discuss issues of national importance	Number of participants targeted	-	80	80	80
<i>Office of the Electoral Commissioner</i>					
Organisation and conduct of Village Council Elections	Extracts of registers prepared, polling stations identified, logistics set up	-	Dec 2018	-	-
Organisation and conduct of National Assembly Elections	Extracts of registers prepared, polling stations identified, logistics set up	-	-	Dec 2019	-
<i>National Audit Office</i>					
Audit and certification of financial statements within 6 months of submission by Statutory Bodies and other bodies	Percentage of financial statements audited and certified within 6 months of submission.	76	90	90	95
Issue of Performance Audit Reports on the extent Government bodies are applying their resources and carrying out their operations economically, efficiently and effectively.	Number of Performance Audit Reports issued	4	5	5	5
<i>Public and Disciplined Forces Service Commissions</i>					
Automation of submission and processing of applications resulting in improved efficiency and service delivery	Average time taken to process recruitment (weeks)	28	27	26	26
Timely processing of schemes of service	Average time taken for approval of schemes of service (weeks)	6	5	5	5

Constitutional Bodies (Cont'd)

Key Actions and Targets

KEY ACTION

	Key Performance Indicator	Actual 2017/18 (Prov.)	Target 2018/19	Target 2019/20	Target 2020/21
<i>Public Bodies Appeal Tribunal</i>					
Increase the number of cases dealt with within six months	Percentage of cases dealt with	47.8	50	52	55
<i>Office of Ombudsman</i>					
Provide an efficient and effective complaint-handling service	Percentage of cases finalised within 12 months	-	70	70	75
<i>Employment Relations Tribunal</i>					
Disposal of disputes and applications within statutory time limit	Number of cases disposed of within statutory time limit	71	102	107	112
<i>Local Government Service Commission</i>					
Timely recruitment / promotion in the Local Government Service	Average processing time of applications (weeks)	7.7	9	8	8
<i>Independent Commission Against Corruption</i>					
Upgrading of the Case Management System (CMS) to render the process of case management more effective and efficient	Case management system upgraded	-	June 2019	-	-
Conduct of Corruption Prevention Reviews	Number of CPR reports to be released	18	20	20	20
Development of best practice guides and conduct of research studies	Number of publications	2	2	2	2
<i>National Human Rights Commission</i>					
Increase in the percentage of resolved cases relating to alleged violation of human rights	Percentage of resolved cases	70.4	71	72	73
<i>Office of Ombudsperson for Children</i>					
Investigation of cases of violation of the rights of children	Percentage of cases investigated and disposed of within 90 days	83	75	75	75

Key Projects (RS MILLION)

PROJECT	Project Value	2018/19 Estimates	2019/20 Planned	2020/21 Planned
<i>Office of the President</i>				
Renovation of State House (Phase 1)	45	27	12	-
<i>Public and Disciplined Forces Service Commissions</i>				
Additional two floors to the new building at the Public and Disciplined Forces Commissions	39	8	20	11
<i>Local Government Service Commission</i>				
Extension and Renovation of the Local Government Service Commission	34	22	12	-



THREE YEAR STRATEGIC PUBLIC INVESTMENT PLAN 2018/19 – 2020/21

Laying the Foundations

Public investment is a significant long-run driver of economic growth and, hence, improvement in living standards. The 3-year Strategic Public Investment Plan sets out the financial resources that are planned in infrastructure development over the three years 2018/19 to 2020/21 by the central Government, parastatal bodies and state-owned enterprises. These infrastructures are categorised into economic infrastructure (such as roads, bridges, rail lines, airports, energy, water distribution) and social infrastructure (like social housing, education, health, sports and leisure).

Successful delivery of the medium term investment plan depends on proper project preparation, implementation and supervision. Government is taking actions to improve delivery and performance on project implementation through (i) identification of the right projects after proper selection and appraisal processes, and (ii) improvement in the planning and preparation processes that will optimise use of resources.

In this connection, the Public Investment Management Unit (PIMU) has been set up at the Ministry of Finance and Economic Development to improve project selection and appraisal based on such criteria as: -

- a. Strategic fit with Government vision and objectives;
- b. Potential for economic growth and job creation; and/or
- c. Social development;

A two-stage financial clearance is now operational whereby budgetary provisions for implementation of projects are made only for those projects that passed the selection and appraisal criteria set by PIMU and that have reached the required level of preparedness (i.e., tender documents are ready to be launched).

For other projects that have not yet reached the required level of preparedness, funds are provided for

project preparation (feasibility studies, design, land acquisition, preparation of bid documents, etc.).

For projects to be undertaken under a public-private partnership, the BOT Projects Unit at the Procurement Policy Office oversees the overall process with a view to optimising use of resources and ensuring value for money and budget affordability.

With a view to accelerate project implementation, procurement of goods, works, consultancy or other services funded by at least 50 percent of the estimated project value, from grant, or concessional financing as may be approved by the Minister, from a foreign State, are exempt from the Public Procurement Act.

In case of challenge from an unsuccessful bidder, the Independent Review Panel is required to give its decision on an application for review within a maximum of 30 days, failing which the Public Body shall proceed with the procurement proceedings and finalise the award of the contract.

The Framework Agreement for roads, drains and amenities being implemented by the National Development Unit and the Local Government has been revised to provide for higher financial thresholds. This will enable projects to be implemented on fast track basis as from Financial Year 2018/19.

The Framework Agreement concept has been extended to all other Ministries/Departments to ease the procurement exercise with a view to accelerating implementation of projects. As such Ministries/Departments have the option to procure the services of consultants and contractors, outside the public sector, for implementation of projects costing up to Rs 25 Million under Framework Agreements.

The Three-year Strategic Public Investment Plan (2018/19 - 2020/21)

The Government is laying the foundations for improved infrastructure, a more productive economy and a better society for decades to come by facilitating public investment of around

Rs 69.1 billion in economic infrastructure and Rs 50.6 billion in social infrastructure over the next 3 years, representing a total investment of Rs 119.7 billion.



Rs 69.1 billion
in economic infrastructure

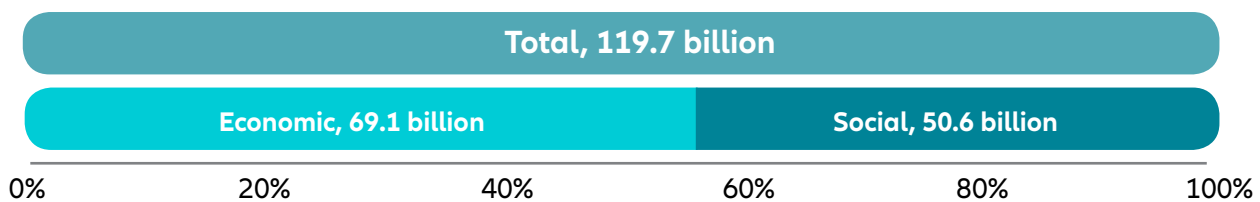


Rs 50.6 billion
in social infrastructure

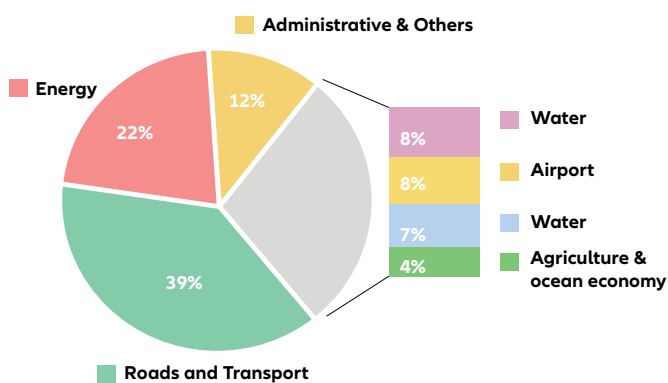


total investment of
Rs 119.7 billion

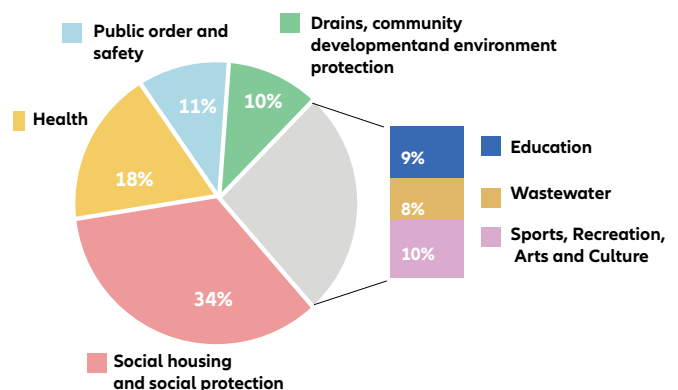
Investment for 3-years 2018/19 - 2020/21



Economic Infrastructure



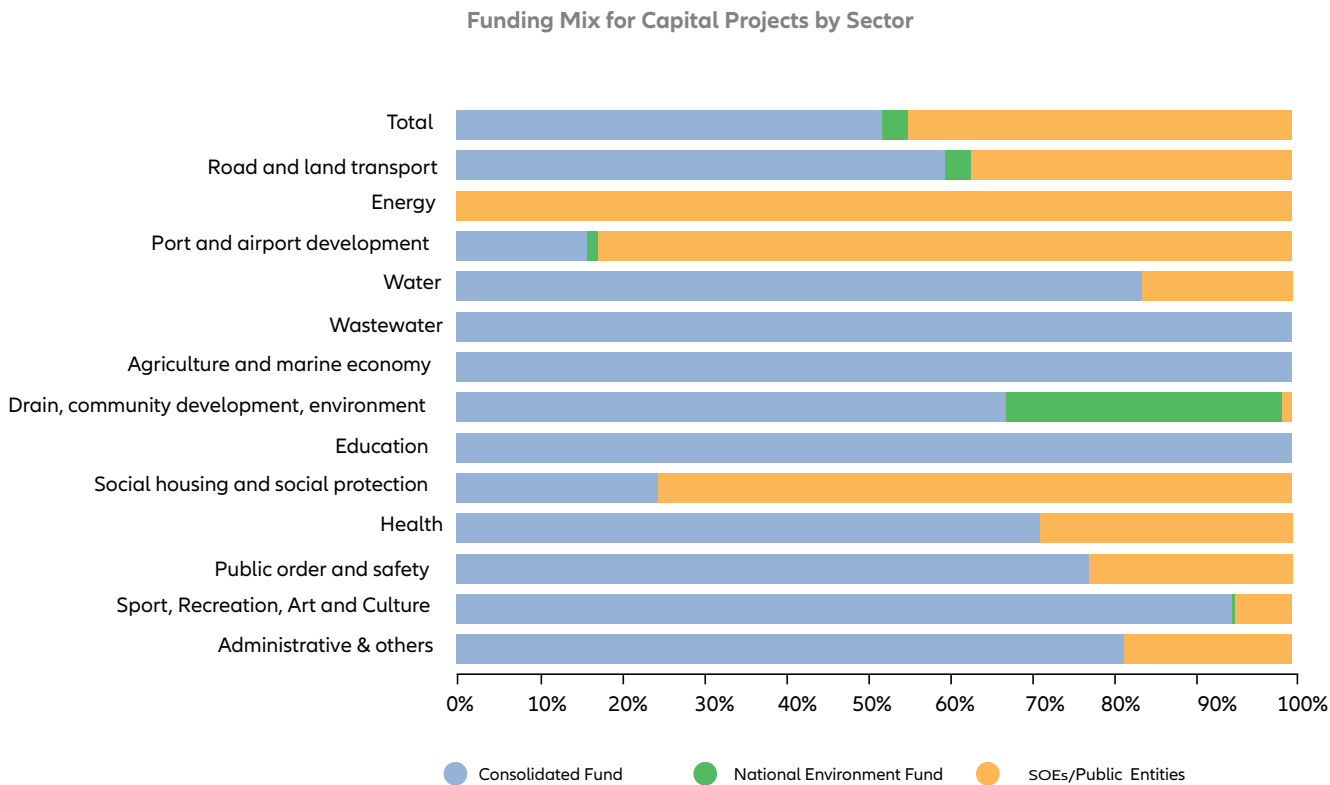
Social Infrastructure



The Three-Year Strategic Public Investment Plan Funding Mix

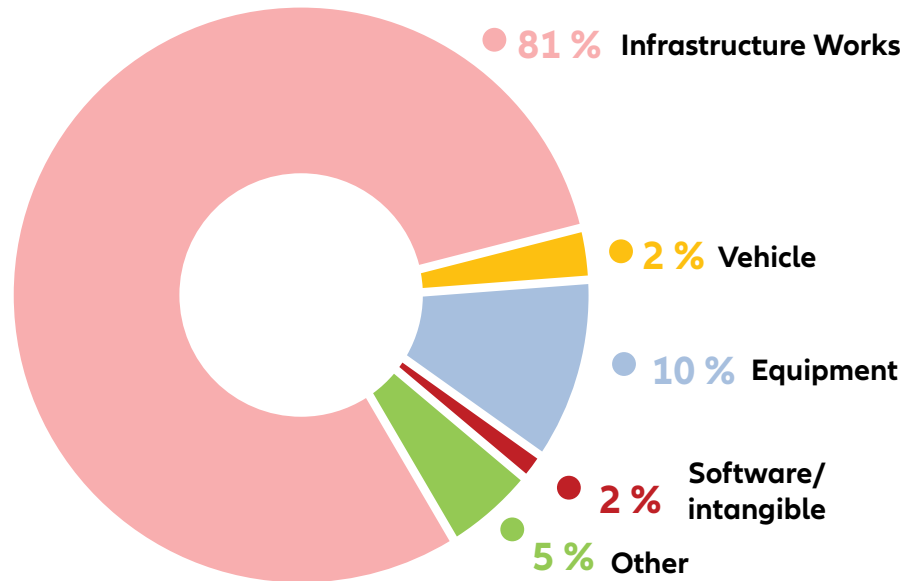
The Public Investment Plan is funded from various sources:

- 1. The Consolidated Fund;
- 2. National Environment Fund;
- 3. State-Owned Enterprises - Public Entities own funds

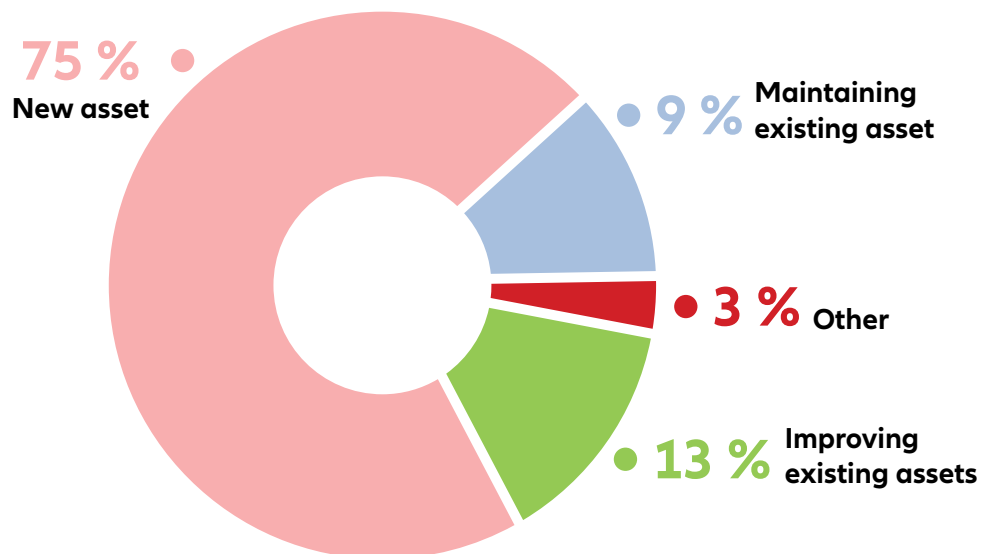


Type and Nature of Investment

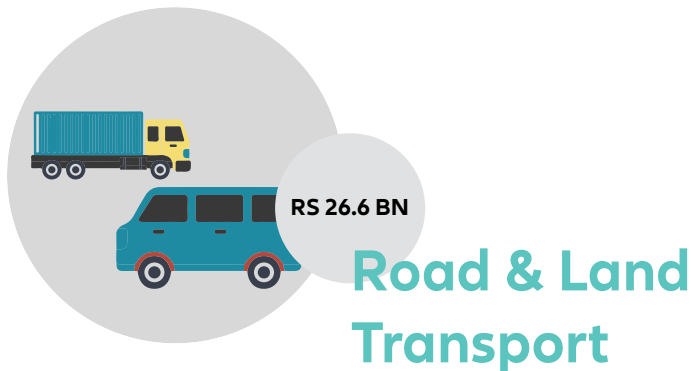
Planned expenditure by asset type for 2018/19 - 2020/21




Investment nature for 2018/19 - 2020/21




Major planned investment by key Sectors 2018/19 – 2020/21




Major road and land transport infrastructure will either be completed or under implementation. Phase I of the Metro Express project will be completed by September 2019. The Decaen flyover will be completed by December this year. The A1-M1 Bridge and the Phoenix Roundabout are expected to be completed by September 2020. The La Vigie – La Brasserie road and the Ebene Flyover will start in this FY. Road Safety and maintenance programmes will continue all around the island.



With a view to ensuring long-term security of electricity supply and providing additional electricity generation capacity, a Combined Cycle Gas Turbine (CCGT) power plant of 120 MW will be set up at Fort George. To enhance the reliability of electricity supply, regulate frequency and promote the integration of intermittent renewable energy, 18 MW of battery energy storage system will be installed. A 13 MV solar PV plant will be set up, in phases, at Henrietta.



To improve the water mobilisation and distribution infrastructure, in addition to the replacement of old and defective water pipes, various projects including construction of service reservoirs and installation of containerised pressure filtration plants will be implemented. The construction of new and upgrading of existing water treatment plants are under preparation. The dam at La Ferme will be rehabilitated and the construction of a new dam at Riviere des Anguilles is under preparation.




Improving the health services is a priority for the Government. Major projects have started and others are expected to start by the end of this year to be completed within 2 to 3 years. The new ENT Hospital, the new Flacq teaching Hospital and the new Cancer Centre are few examples. 5 new Mediclinics are being built. Health services will be digitalised through the e-Health project to improve the quality of service.



Some 1,900 housing units have been built and delivered last year. 2,800 are actually under construction and more than 7,000 are planned over the three years across various regions of the island. Modular-type housing units will be constructed for the beneficiaries under the Social Register of Mauritius. For our elderly, the Riambel Recreation centre is expected to be completed this year.



The container berth terminal has been strengthened and extended to 800 metres and the navigational channel dredged to 16.5 metres. 7 ship-to-shore cranes are now operational and 1 additional will be acquired in 2019. Studies around a new Island Container Terminal will be completed this year and procedures for the construction of the breakwater will start in 2019. The Airport terminal will reach saturation soon and procedures are being initiated for the extension of the new Passenger Terminal.




In the context of the Nine-Year Continuous Basic Education, emphasis is being given on upgrading, extending and provision of specialist rooms in secondary schools. At secondary level, the Ramsoondur Prayag SSS at Riviere du Rempart is being re-constructed for a safer environment. New primary schools are being built at Black River and Labourdonnais. Pre-primary units are being set up at Mount Ory, Grand Baie and Notre Dame Government Schools.



In order to host the Indian Ocean Island Games in 2019, a new multi sports complex is being built at Cote D'Or comprising a stadium, a swimming pool and a gymnasium. Sports facilities will be constructed throughout the island to enable citizens to practise sports activities and stay healthy. To promote arts and culture, a National Art Gallery is being set up and cultural sites are being upgraded. The construction of the National Archives and Library will start this year and completed in two years. Film producing companies are also benefiting from the film rebate scheme with a view to boost the sector in Mauritius.


Major planned investment by key Sectors 2018/19 – 2020/21



RS 3.0 BN

Agriculture and Ocean Economy


A National Wholesale Vegetable Market at Belle Rive and a new Slaughter House at Wooton are currently under preparation and construction will start this year. A new vessel will be acquired by the Mauritius Shipping Corporation to serve the region.



RS 3.9 BN

Wastewater

With the objective of expanding wastewater infrastructure and providing for a proper wastewater disposal system, sewerage projects will be implemented in various regions including Grand Baie, Pailles, Highlands, Residence Sadally, Vacoas and Valentina, Phoenix. In addition, preparatory works are underway for implementing sewerage projects at Camp Rouillard, Curepipe and Morc. Goolamally and Terre Rouge.



RS 5.1 BN

Drains Community Development Environment protection

Some Rs 2 Bn will be invested in the construction of drains all around the island over the next three years in order to mitigate the disruptions caused by flash floods. To better predict the weather conditions, Meteorological Services will acquire one more Automatic Rainfall Station in addition to the Doppler Weather Radar. Children playground, incinerators and various sports facilities are being constructed. As regards environment, much effort is being devoted to the management of solid waste and rehabilitation and protection of beaches against erosion.



RS 5.8 BN

Public Order and Safety

Upholding law and order remain high on the agenda of the Government. New infrastructures are built, namely, the Mauritius Disciplined Forces Academy, an integrated development project for the National Coast Guard comprising mainly a new headquarter, a berthing infrastructure, a Mobile Marine Lift of 400T capacity and a ship repairs facility, an Advance Passenger Information System, new Police Stations and Detention Centres, 10 additional NCG Posts, a new Supreme Court and a new Forensic Science Laboratory.



RS 8.5 BN

Administrative and others

Major Capital Projects by Sector

Details	Project Value	Estimates 2018/19	Planned 2019/20	Planned 2020/21	3-Year Total
Roads and Land Transport Infrastructure	37,829	13,241	8,433	4,970	26,643
<i>of which:</i>					
Construction of Metro Express system	18,800	9,006	2,856	1,752	13,614
Construction of La Vigie - La Brasserie Link Road	-	200	300	741	574
Construction of Flyover at De Caen Street, Port Louis	377	201	18	-	219
Widening of M2 Motorway between Jin-Fei and Mer Rouge	331	200	56	-	256
Construction of a Bypass at Cap Malheureux	200	75	120	5	200
Construction of A1-A3 Link Road	200	50	120	30	200
Road Safety Programme	-	200	200	200	600
Repair of Embankment Failure on Terre Rouge/Verdun Road	326	169	17	-	186
Upgrading of B28 Road at Deux Freres	212	50	157	5	212
Upgrading of Ebene Flyover	250	100	135	15	250
Reconstruction of B104 (Baie du Cap- Chamarel - Case Noyale) Road at Chamarel	100	10	85	5	100
Construction of Jumbo Phoenix Roundabout and A1-M1 Bridge	4,527	1,070	1,700	1,094	3,864
Road Maintenance and Rehabilitation	-	600	600	600	1,800
Landslide Stabilization works at Chamarel	313	30	180	103	313
Upgrading of Pointe aux Sable Road at Petit Verger	115	70	42	3	115
Hillcrest Flyover, Quatre Bornes	244	75	145	24	244
Energy	30,154	6,963	4,198	3,949	15,110
<i>of which:</i>					
Extension and Enhancement of Distribution Networks	-	1,095	865	551	2,511
Setting up of a 120 MW Combined Cycle Gas Turbine (CCGT) Power Plant	8,155	2,270	800	2,000	5,070
Construction of 66 kv GIS Sub Station at Wooton, Ebene & L'Avenir	775	600	100	-	700
Airport 66/22kv Substation	300	260	10	-	270
Reconstruction of 66/22kv substation at FUEL	400	350	10	-	360
Cote D'Or 66/22kv GIS substation	350	200	110	-	310
Battery Energy Storage System	440	175	175	-	350
Increase Capacity of Sans Souci Dam	200	135	15	-	150
Construction of 66kv GIS Substation at Henrietta, Chaumiere and Belle Vue	600	1	500	99	600
Laying Double Circuit 66kv cables to Airport and Cote d'Or	315	30	120	165	315
Double Circuit Tower Line from Henrietta to Combo	250	20	115	115	250
Laying Double Circuit 66kv cables from CCGT to Dumas	400	5	195	200	400

Major Capital Projects by Sector *(Cont'd)*

Details	Project Value	Estimates 2018/19	Planned 2019/20	Planned 2020/21	3-Year Total
Port and Airport Development	38,634	3,548	3,410	4,032	10,989
<i>of which:</i>					
(i) Port development					
Berth Extension and Strengthening at Mauritius Container Terminal (MCT) - Phase 1	6,783	634	-	-	634
Construction of Breakwater at Fort William & Caudan	800	300	450	50	800
Acquisition of 1 additional Superpost Panamax Crane	750	511	128	-	639
Construction of Fishing Port at Fort William	1,400	-	300	600	900
Refurbishment of oil jetty (M & E)	116	93	23	0	116
Cruise Terminal Building	700	396	231	49	676
Acquisition of one big and three small Tugs	540	142	284	114	540
(ii) Airport development					
New Control Tower	763	485	240	13	738
Future Passenger Terminal Expansion Project at SSR International Airport	6,000	-	50	1,575	1,625
Integrated Customs and Governmental Clearance Centre at the Airport	428	115	246	48	409
Refurbishment of the Departures Boarding Lounge of the old Passenger Terminal	250	225	13	12	250
Implementation of Advance Passenger Information System (APIS)	225	110	104	11	225
Water and Wastewater	28,303	3,630	2,834	2,147	8,610
<i>of which:</i>					
(i) Water					
Upgrading of La Nicolière Water Treatment Plant	430	18	0	0	18
Riviere Des Anguilles Dam	3,262	55	-	-	55
Bagatelle Dam and Bagatelle Water Treatment and associated works	8,465	578	250	24	852
Riviere du Poste Water Treatment Plant	96	58	30	-	87
Rehabilitation of La Ferme Dam	-	217	375	33	625
Pipe Replacement Programme	-	1,143	643	322	2,108
(iii) Wastewater					
Grand Baie Sewerage Project- Phase I B	2,683	306	500	696	1,502
Pailles Guibies Sewerage Project	1,874	395	400	430	1,225
CHA Estates & Low Cost Housing Sewerage Project	418	71	93	80	245
Highlands Sewerage Project - Phase 1	155	95	4	-	99
Repairs/Maintenance/ Upgrading of Sewerage Infrastructure	672	113	111	89	314

Details	Project Value	Estimates 2018/19	Planned 2019/20	Planned 2020/21	3-Year Total
Agriculture and Ocean Economy	4,434	1,011	1,099	939	3,049
<i>of which:</i>					
Derocking Of Small Planters' Lands	-	135	120	100	355
Construction of a National Wholesale Market	390	125	140	113	378
Construction of New Slaughter House	250	75	90	85	250
Acquisition of a new Vessel for Mauritius Shipping Corporation Ltd	500	50	225	225	500
Construction of Mauritius Bio Technology Institute	700	20	200	300	520
Drains, Community Development and Environment Protection	8,821	2,531	1,424	1,194	5,149
<i>of which:</i>					
Land Drainage Programme	-	850	450	400	1,700
Construction of Secondary Roads	-	300	300	300	900
Construction and upgrading of amenities	-	495	202	199	896
Setting up of 16 Incinerators	-	200	-	-	200
Renovation of the Town Hall of Curepipe and Plaza Theatre	469	54	130	160	344
Construction of Market Fairs at Bel Air, Mahebourg and Chemin Grenier	328	84	140	60	284
Rehabilitation and Reprofiting of Beaches	-	100	100	100	300
Coastal Rehabilitation-(AFB-Climate Change Adaptation Programme)	157	50	42	5	97
Mare Chicose Landfill Site - Modified Cell 7	815	85	26	24	135
Acquisition of Doppler Weather Radar	537	162	-	-	162
Acquisition of Compactor and Tipper Lorries	130	65	65	0	130
Education, Social Housing and Social Protection	35,385	11,376	7,268	3,127	21,771
<i>of which:</i>					
Construction, extension and upgrading of Schools (Primary & Secondary)	-	730	1,219	806	2,754
Upgrading, extension and provisions of specialist rooms in schools in connection with Nine-Year Schooling	1,023	236	220	150	606
Construction of Social Housing Units	21,216	2,585	6,198	3,072	11,854
Social Housing for Vulnerable Groups	-	80	60	60	200
Rehabilitation of Infrastructure of NHDC Estate	-	176	173	106	456
Casting of Roof slab Grant Scheme	-	100	100	100	300
Construction of Recreational Centre at Riambel	215	100	13	-	113

Major Capital Projects by Sector

Details	Project Value	Estimates 2018/19	Planned 2019/20	Planned 2020/21	3-Year Total
Health	10,995	2,368	3,393	3,274	9,034
<i>of which:</i>					
Construction of New Flacq Teaching Hospital	4,432	600	1,500	2,100	4,200
E-Health	-	100	250	300	650
New ENT Hospital	932	500	232	-	732
Construction of Mediclinics at Quartier Militaire, Bel Air, Stanley, Coromandel and Floreal	420	64	158	121	343
New Cancer Centre	-	500	700	300	1,500
Acquisition of High Tech and Other Medical Equipment	-	265	200	200	665
Public Order and Safety	9,276	1,678	1,831	2,334	5,843
<i>of which:</i>					
Project Trident - Integrated Development Project for the National Coast Guard	-	150	500	1,200	1,850
Mauritius Disciplined Forces Academy	-	97	317	358	772
Construction of New Supreme Court	-	600	156	-	756
Construction of Forensic Laboratory	-	28	93	104	225
Light Armoured Personnel Carriers	-	-	88	85	173
Acquisition of Fire Fighting Equipment	389	81	12	-	93
Acquisition of 20 Firefighting and Rescue Vehicles	-	180	-	-	180
Sports, Recreation, Arts and Culture	6,033	3,063	1,370	554	4,987
<i>of which:</i>					
Multi Sports Complex at Cote D'Or	3,895	2,200	850	245	3,295
Association for the Upgrading of IOIG Infrastructure (AUGI)	550	375	40	-	415
Construction of New Building for the National Archives and National Library	-	181	152	17	350
Administrative and Other projects	15,043	3,178	3,179	2,156	8,513
<i>of which:</i>					
New Administrative Tower	-	312	926	359	1,597
Setting up of SME Parks	670	150	100	100	350
Construction of New Building for Government Printing at Pte aux Sables	-	75	125	237	437
Construction of Chancery and staff residence - Addis Ababa	151	60	7	-	67
Research and Innovation Projects	-	60	60	60	180
Acquisition of Land	-	500	400	400	1,300
Construction of office building for District Council at Flacq, Pamplemousses & Savanne	178	50	80	41	171
Rodrigues projects	-	821	794	765	2,379
TOTAL PUBLIC SECTOR INVESTMENT PROGRAMME		52,587	38,437	28,674	119,698
Major Capital Projects in PSIP		44,364	31,750	23,101	99,215
Percentage of Major Capital Projects in PSIP		84.4%	82.6%	80.6%	82.9%

Community-Based Projects to improve everyday life of people

Within the social infrastructure spending of Rs 50.6 billion over the three years, due consideration is being given to small community-based projects across the island that will improve the everyday life of the citizens. Areas of major interest are:-

Flooding

The 12 Local Authorities (LAs) will undertake continuous maintenance and cleaning of drains, rivers and canals, all over the island, which will prevent overflowing. Drains will be constructed throughout the island, especially in flood-prone areas.

The Ministry of Environment and Sustainable Development will carry out an audit of the hydraulic capacities of rivers and water courses and identify sites where siltation and vegetation are hindering optimal water flow.

The Doppler Weather Radar will provide more accurate information on rainfall prevision while the Automatic Rainfall Stations (ARS) being acquired by the Meteorological Services will provide real time data in flash-flood prone and other vulnerable areas.

Social housing

Some 1,900 houses have been built and the Government plans to build some 9,800 over the next three years. In addition to the houses being built, some 200 modular type housing units will be put in place over the next 3 years for beneficiaries under the Social Register of Mauritius.

Sports and leisure

Multi sports complexes, football grounds, training grounds, swimming pools, children playgrounds, sport facilities are being constructed and upgraded all throughout the island. 13 beaches that have been identified as being critical with respect to erosion will be rehabilitated and protected. Public beaches will be provided with

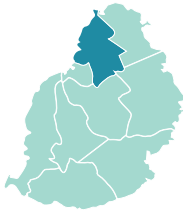
solar lighting, toilets, parking areas and other amenities such as fireplaces, kiosks, picnic tables, etc.

Other Social Projects

Many other social projects are being implemented in all regions of the island. Some examples, amongst others, are: resurfacing of roads, upgrading and construction of bridges, installation of 16 incinerators across the island, construction of children playgrounds, and construction, upgrading and lighting of playfields.

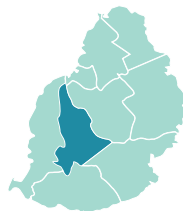


Key Community-Based Projects by Districts



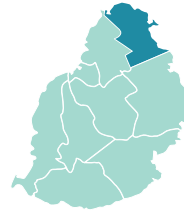
1. PAMPLEMOUSSES

- Construction and upgrading of drains at Le Hochet, Creve Coeur, D'Epinay, Baie du Tombeau, T Rouge, Solitude and Triolet.
- Social Housing units at Baie du Tombeau, Petite Julie
- Construction and upgrading of roads at Mt Longue, C Coeur, Le Hochet, Notre Dame, Triolet, Pamplemousses, T aux Biches, Arsenal and Calebasses.
- Mini soccer pitch, children playground and health track at Solitude



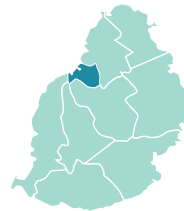
2. PLAINES WILHEMS

- Construction and upgrading of drains La Marie, Quatre Bornes and Roches Brunes.
- Construction and upgrading of roads at Q Bornes, Camp Fouquereaux, Phoenix, Vacoas, Eau Coulee, La Marie, Trianon, R Hill, Mesnil, B Bassin, Highlands, Henrietta, Coromandel and Curepipe
- Social Housing units at Chebel, Henrietta and Camp Levieux, Wooton
- Mediclinic at Stanley.
- Mini Soccer Pitch at Solferino



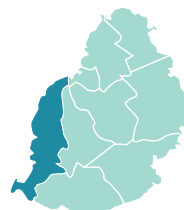
6. RIVIERE DU REMPART

- Construction and Upgrading of drains at Fond du Sac, Vale, Mapou, Amitie, Gokhoola and Cottage.
- Construction of social housing units at Goodlands, Cottage & Piton.
- Construction and upgrading of roads at Goodlands, Riv du Rempart, Plaine des Roches, Roches Noires, Cap Malheureux, Fond du Sac and Petit Raffray.



4. PORT LOUIS

- Construction of drains @ Pte aux Sables, La Tour Koenig, Camp Firinga, Tranquebar and Vallee des Pretes.
- Construction and upgrading of roads at Bell Village, Ward IV, Cassis, Soreze, Tranquebar, Vallee Pitot, Camp Yolloff and St Croix.
- Mini Soccer Pitch at La Tour Koenig, Champ de Mars and R Terre.
- Football ground at Vallee Pitot.
- Children Playgroud at Cite la Cure.



3. BLACK RIVER

- Construction and upgrading of drains at Bambous and its catchment.
- Construction and upgrading of roads at Tamarin, La Gaulette, Cascavelle, Albion, Gros Cailloux, Chebel, Flic en Flac, Bambous and Baie du Cap.
- Construction social housing units at Gros Cailloux



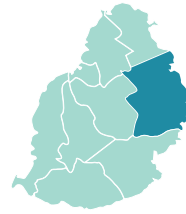
5. MOKA

- Construction and upgrading of drains at Dagotiere, Vuillemin and Ripailles.
- Construction and upgrading of roads at St Pierre, Moka, Q Militaire, St Julien, L'Esperance, Petit Verger, Moka, L'Avenir, MelRose and Providence.
- Petanque court at Moka & Cote D'Or.
- Children Playground and Mini Soccer Pitch at N Decouverte.
- Meclinic at Quartier Militaire.



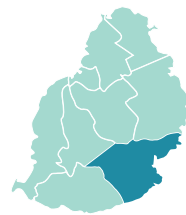
7. SAVANNE

- Construction and upgrading of drains at Grand Bois and La Flora.
- Construction and Upgrading of Roads at Riv des Anguilles, Riv du Poste, La Flora, Chemin Grenier, Chamouny, Bois Cheri, Souillac, Bel Ombre, Britannia and Camp Diable.
- Construction of housing units at Mare Tabac, Beau Bois and Souillac.
- Incinerator at Souillac.



8. FLACQ

- Construction and upgrading of drains at Camp Thorel, Flacq, Clemencia and Mt Blanche.
- Construction and upgrading of roads at St Julien, Lallmatie, Bon Accueil, Belvedere, Grande Retraite, Bois D'Oiseaux, Argy, Camp Ithier, Belle Mare and Camp de Masque.
- Synthetic Sports Ground for Volleyball- Basketball- Tennis- Mini soccer at Bel Air and Trou D'eau Douce.
- Construction of social housing units at Sebastopol, Argy, St Julien
- Mediclinic at Bel Air.



9. GRAND PORT

- Construction and upgrading of drains at Nouvelle France and Plaine Magnien.
- Construction and upgrading of roads at Union Park, New Grove, Rose Belle, Nouvelle France, L'Escalier, Ferney, Cluny, Bananes and Mahebourg.
- Incinerator at Mahebourg.
- Social Housing units at Mare D'Albert, Mare Tabac and Plein Bois.
- Mini soccer pitch at Rose Belle and New Grove

10. RODRIGUES



- Internet through undersea cable.
- Construction of Social Housing units

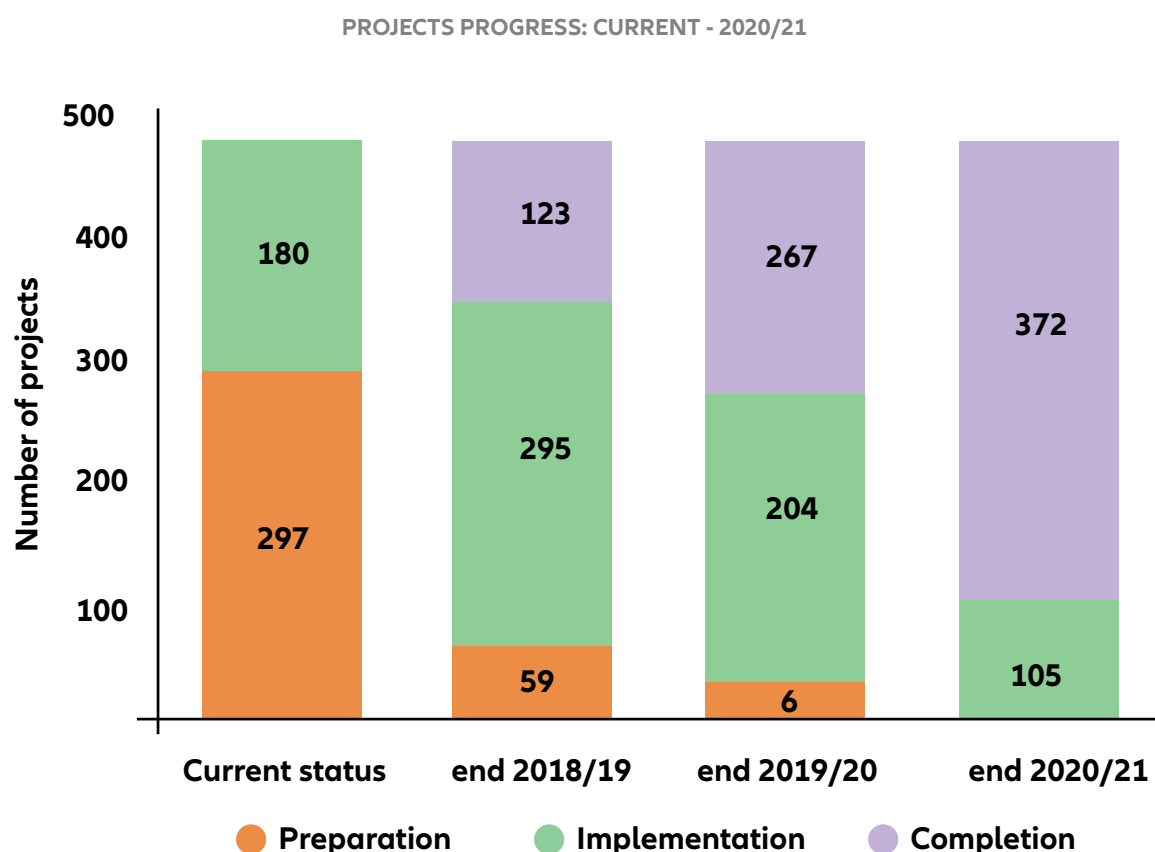
11. AGALEGA



- Construction of Housing units.
- Construction of dispensary

Monitoring and Reporting Progress

The 3-Year Strategic Public Investment Plan also tracks the performance of capital projects in terms of expected completion timelines. The current and expected status of the 477 selected projects over the three years is as per table below.



Note: Ongoing capital expenditure in programmes like road maintenance, rehabilitation of beaches, upgrading of amenities, etc, and general recurring acquisitions or upgrading of equipments, vehicles, furniture and fittings, etc, are excluded from the number of projects in the above chart. The included projects have a defined implementation timeframe.

Projects will be closely monitored with a view to identifying and promptly addressing constraints and bottlenecks so that projects are delivered within planned timelines.

